

## Kansas Vehicle Registration and Driver Licence Fees, Calendar Year 2005

| <b>Vehicle Registration Fees **</b>          |                   |
|--|-------------------|
| Automobiles                                  |                   |
| 0 - 3000 lbs                                 | \$30.00           |
| 3001 - 3999 lbs                              | \$30.00           |
| 4000 - 4500 lbs                              | \$30.00           |
| over 4500 lbs                                | \$40.00           |
| County Registrations                         |                   |
| Regular Truck - gross weight to:             |                   |
| 12M  | \$40.00           |
| 16M  | \$102.00          |
| 20M  | \$132.00          |
| 24M  | \$197.00          |
| 26M  | \$312.00          |
| 30M  | \$312.00          |
| 36M  | \$375.00          |
| 42M  | \$475.00          |
| 48M  | \$605.00          |
| 54M  | \$805.00          |
| 60M  | \$1,010.00        |
| 66M  | \$1,210.00        |
| 74M  | \$1,535.00        |
| 80M  | \$1,735.00        |
| 85M  | \$1,935.00        |
| Local, 6000 Mile & Custom Harvest Trucks to: |                   |
| 16M  | \$62.00           |
| 20M  | \$102.00          |
| 24M  | \$132.00          |
| 26M  | \$177.00          |
| 30M  | \$177.00          |
| 36M  | \$215.00          |
| 42M  | \$245.00          |
| 48M  | \$315.00          |
| 54M  | \$415.00          |
| 60M  | \$480.00          |
| 66M  | \$580.00          |
| 74M  | \$760.00          |
| 80M  | \$890.00          |
| 85M  | \$1,010.00        |
| Farm Truck - gross weight to:                |                   |
| 16M  | \$37.00           |
| 20M  | \$42.00           |
| 24M  | \$52.00           |
| 26M  | \$72.00           |
| 54M  | \$75.00           |
| 60M  | \$190.00          |
| 66M  | \$370.00          |
| 85M  | \$610.00          |
| County Qtr Pay                               | 1/4 of annual fee |
| County 72 Hour                               | \$26.00           |
| County 30 Day                                | varies by weight  |

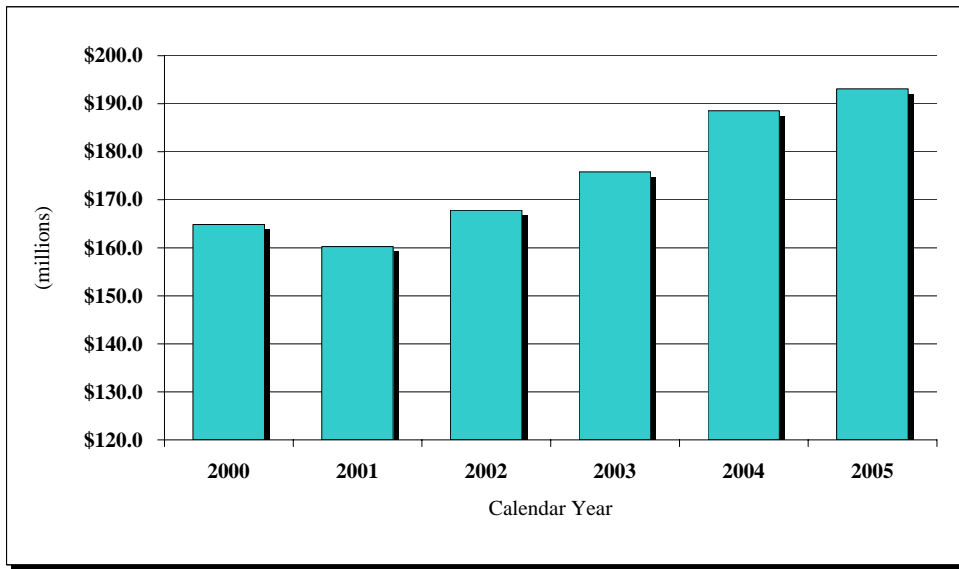
| <b>Vehicle Registration Fees (cont.) **</b> |                       |
|---|-----------------------|
| Urban Buses: 8-30 passengers                | \$15.00               |
| 31 - 39 passengers                          | \$30.00               |
| over 39 passengers                          | \$60.00               |
| Transit Authorities                         | \$2.00                |
| Trailers:                                   |                       |
| 8M  | \$15.00               |
| 12M   | \$25.00               |
| Over 12M                                    | \$35.00               |
| Drive-Away, first                           | \$44.00               |
| Drive-Away, others                          | \$18.00               |
| Antique, Regular                            | \$40.00               |
| Antique, Personalized                       | \$40.00               |
| Amateur Radio                               | \$1.00 + standard fee |
| Special Interest                            | \$26.00               |
| National Guard                              | standard fee          |
| Pearl Harbor Survivor                       | standard fee          |
| Disabled                                    | standard fee          |
| Purple Heart                                | standard fee          |
| Veteran                                     | standard fee          |
| Educational Institution                     | varies                |
| Disabled Veteran, Ex-POW                    | free                  |
| Medal of Honor                              | free                  |
| Veterans                                    | standard fee          |
| Motorcycles                                 | \$16.00               |
| Motor Bikes                                 | \$11.00               |
| Dealer, full-privilege                      | \$350.00              |
| Dealer, regular, first                      | \$275.00              |
| Dealer, regular, others                     | \$25.00               |
| Personalized (one-time)                     | \$40.00               |
| <b><u>Interstate</u></b>                    |                       |
| 72 Hour                                     | \$26.00               |
| 30 Day                                      | varies by weight      |
| Apportioned & Qtr                           | varies by weight      |
| Job Hunter's Permit                         | \$26.00               |
| Modified Cab Card                           | \$1.00                |
| Replacement Cab Card                        | \$3.00                |
| <b><u>Driver License Fees</u></b>           |                       |
| Class A/B *                                 | \$28.00               |
| Class C*                                    | \$22.00               |
| Class M*                                    | \$16.50               |
| CDL Class A, B or C*                        | \$22.00               |
| CDL Endorsements/each                       | \$10.00               |
| Hazardous Material Endorsement Fee          | \$95.00               |
| CDL Instruction Permit*                     | \$9.00                |
| Instructional Permit*                       | \$6.00                |
| Farm Permit*                                | \$12.00               |
| Exam  | \$3.00                |
| Re-Exam                                     | \$1.50                |
| DUI Exam                                    | \$25.00               |
| Duplicate*                                  | \$12.00               |
| Identification Card*                        | \$15.00               |
| Senior (age 65 and over)/                   | \$8.00                |
| Handicapped ID Card *                       |                       |
| Penalty                                     | \$1.00                |
| Photo                                       | \$4.00                |

\* Includes a \$4 fee for photograph. (In 1997 expiration extended to 6 years for drivers between ages of 21 and 65.)

\*\* For all county-registered vehicles add \$3.00 county fee; and for new plates add a 50¢ reflector fee.

## Total Vehicle Revenue Collections by Calendar Year

The Division of Vehicles is responsible for the collection of motor vehicle fees, including: titles, registration, motor carrier inspection (with the Kansas Highway Patrol), International Registration Plan, driver license, and dealer licensing. Registration is by calendar year.



| <u>Calendar Year</u> | <u>Amount Collected</u> | <u>Percent Change</u> |
|----------------------|-------------------------|-----------------------|
| 2000                 | \$164,837,197           | 8.5%                  |
| 2001                 | \$160,252,256           | -2.8%                 |
| 2002                 | \$167,818,587           | 4.7%                  |
| 2003                 | \$175,821,903           | 4.8%                  |
| 2004                 | \$188,535,174           | 7.2%                  |
| 2005                 | \$193,089,020           | 2.4%                  |

## Vehicle Revenue Collections Calendar Year 2005

### Vehicle Revenue Collections by Source by Calendar Year

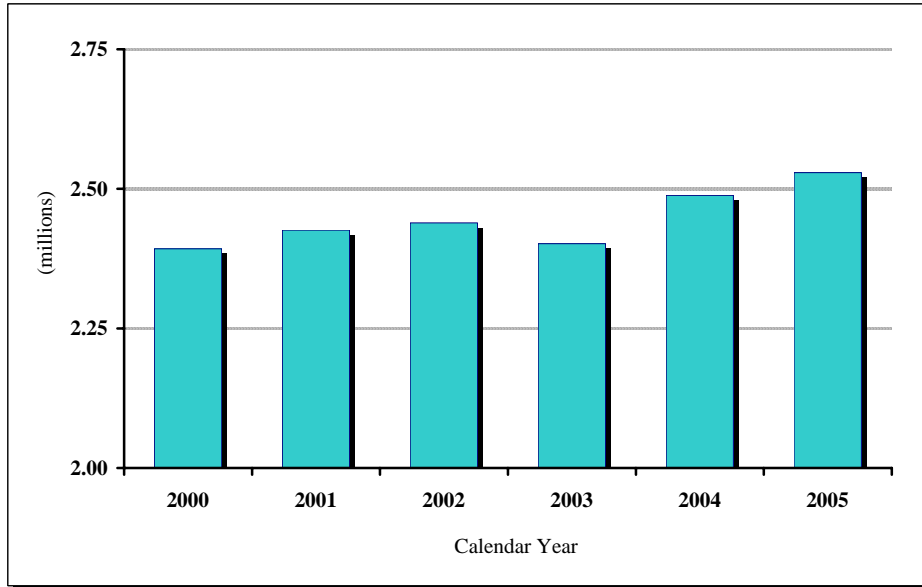
| <u>Source</u>            | <u>CY 2005<br/>Collection</u> | <u>Percent<br/>Total</u> |
|--------------------------|-------------------------------|--------------------------|
| Titles and Registration  | \$135,537,213                 | 70.2%                    |
| Interstate Apportioned   | \$39,345,860                  | 20.4%                    |
| Driver License           | \$17,452,243                  | 9.0%                     |
| Motor Carrier Inspection | <u>\$753,704</u>              | <u>0.4%</u>              |
| Total                    | \$193,089,020                 | 100.0%                   |

### Vehicle Revenue Collections by Distribution by Calendar Year

| <u>Funds</u>      | <u>CY 2005<br/>Collection</u> | <u>Percent<br/>Total</u> |
|-------------------|-------------------------------|--------------------------|
| State Highway     | \$163,978,783                 | 84.9%                    |
| County Funds      | \$13,935,973                  | 7.2%                     |
| Driver Safety     | \$3,041,988                   | 1.6%                     |
| Refunds           | \$471,851                     | 0.2%                     |
| Motorcycle Safety | \$122,742                     | 0.06%                    |
| Other             | <u>\$11,537,683</u>           | <u>6.0%</u>              |
| Total             | \$193,089,020                 | 100.0%                   |

## Motor Vehicle Registrations by Calendar Year

Registration is made at the county level and reported to the Division of Vehicles.



| <u>Calendar Year</u> | <u>Number Vehicle Registrations</u> | <u>Percent Change</u> |
|----------------------|-------------------------------------|-----------------------|
| 2000                 | 2,392,577                           | 0.6%                  |
| 2001                 | 2,426,213                           | 1.4%                  |
| 2002                 | 2,439,041                           | 0.5%                  |
| 2003                 | 2,401,843                           | -1.5%                 |
| 2004                 | 2,488,284                           | 3.6%                  |
| 2005                 | 2,529,069                           | 1.6%                  |

## Motor Vehicle Registrations by Type, Calendar Years 2004 and 2005

### Vehicle Registration by Type and Percent Change

| <u>Vehicle Type</u>  | Calendar<br>Year<br><u>2004</u> | Calendar<br>Year<br><u>2005</u> | Percent<br>Change |
|----------------------|---------------------------------|---------------------------------|-------------------|
| Automobiles          | 1,420,210                       | 1,442,888                       | 1.6%              |
| Trucks               | 701,601                         | 709,155                         | 1.1%              |
| Trailers             | 119,592                         | 125,563                         | 5.0%              |
| Motorcycles          | 56,019                          | 60,834                          | 8.6%              |
| Motorized Bicycles   | 5,659                           | 5,976                           | 5.6%              |
| RV <sup>1</sup>      | 13,561                          | 13,306                          | -1.9%             |
| Special Registration | <u>171,642</u>                  | <u>171,347</u>                  | -0.2%             |
| Total                | 2,488,284                       | 2,529,069                       | 1.6%              |

### Vehicle Registration by Type and Percent Total

| <u>Vehicle Type</u>  | Percent<br>Total<br><u>2004</u> | Percent<br>Total<br><u>2005</u> |
|----------------------|---------------------------------|---------------------------------|
| Automobiles          | 57.08%                          | 57.05%                          |
| Trucks               | 28.20%                          | 28.04%                          |
| Trailers             | 4.81%                           | 4.96%                           |
| Motorcycles          | 2.25%                           | 2.41%                           |
| Motorized Bicycles   | 0.23%                           | 0.24%                           |
| RV <sup>1</sup>      | 0.54%                           | 0.53%                           |
| Special Registration | 6.90%                           | 6.78%                           |
| Total                | 100.00%                         | 100.00%                         |

*Notes:*

*1) RV total is for motorized RVs only. A new tax system was established for recreational vehicles starting in 1995.*

## Motor Vehicle Registrations by County, Calendar Year 2005

| <u>County</u> | <u>Auto</u> | <u>Truck</u> | <u>Trailer</u> | <u>Motor<br/>Cycle</u> | <u>Motor<br/>Bike</u> | <u>RV*</u> | <u>Special **</u> | <u>Total</u> |
|---------------|-------------|--------------|----------------|------------------------|-----------------------|------------|-------------------|--------------|
| Allen         | 6,510       | 5,347        | 812            | 349                    | 48                    | 100        | 991               | 14,157       |
| Anderson      | 3,964       | 3,799        | 639            | 155                    | 41                    | 54         | 682               | 9,334        |
| Atchison      | 7,969       | 5,551        | 1,164          | 294                    | 16                    | 70         | 1,197             | 16,261       |
| Barber        | 2,436       | 2,864        | 428            | 156                    | 23                    | 33         | 330               | 6,270        |
| Barton        | 14,290      | 9,723        | 2,128          | 683                    | 65                    | 192        | 1,844             | 28,925       |
| Bourbon       | 7,016       | 4,944        | 727            | 329                    | 27                    | 65         | 867               | 13,975       |
| Brown         | 5,278       | 4,054        | 1,063          | 287                    | 26                    | 41         | 861               | 11,610       |
| Butler        | 30,533      | 18,520       | 2,989          | 1,672                  | 184                   | 458        | 4,611             | 58,967       |
| Chase         | 1,459       | 1,659        | 298            | 81                     | 4                     | 17         | 230               | 3,748        |
| Chautauqua    | 1,689       | 2,405        | 309            | 80                     | 1                     | 37         | 248               | 4,769        |
| Cherokee      | 9,179       | 8,007        | 1,199          | 535                    | 26                    | 112        | 1,761             | 20,819       |
| Cheyenne      | 1,617       | 1,752        | 456            | 81                     | 2                     | 20         | 223               | 4,151        |
| Clark         | 1,130       | 1,141        | 189            | 64                     | 5                     | 26         | 163               | 2,718        |
| Clay          | 4,420       | 3,559        | 780            | 198                    | 28                    | 75         | 743               | 9,803        |
| Cloud         | 4,709       | 4,050        | 843            | 277                    | 47                    | 67         | 712               | 10,705       |
| Coffey        | 4,732       | 4,285        | 829            | 290                    | 28                    | 74         | 740               | 10,978       |
| Comanche      | 882         | 1,147        | 187            | 57                     | 2                     | 8          | 113               | 2,396        |
| Cowley        | 16,627      | 11,216       | 1,554          | 901                    | 85                    | 263        | 2,434             | 33,080       |
| Crawford      | 17,079      | 10,729       | 1,394          | 903                    | 85                    | 126        | 2,468             | 32,784       |
| Decatur       | 1,859       | 2,140        | 601            | 88                     | 9                     | 32         | 207               | 4,936        |
| Dickinson     | 9,971       | 7,395        | 1,374          | 576                    | 44                    | 124        | 1,626             | 21,110       |
| Doniphan      | 3,818       | 3,441        | 881            | 201                    | 6                     | 39         | 561               | 8,947        |
| Douglas       | 50,539      | 15,796       | 2,872          | 1,624                  | 245                   | 310        | 4,901             | 76,287       |
| Edwards       | 1,673       | 1,918        | 394            | 70                     | 6                     | 23         | 190               | 4,274        |
| Elk           | 1,426       | 1,924        | 263            | 34                     | 5                     | 20         | 251               | 3,923        |
| Ellis         | 13,849      | 8,613        | 1,741          | 771                    | 131                   | 153        | 1,820             | 27,078       |
| Ellsworth     | 3,048       | 2,827        | 718            | 182                    | 36                    | 37         | 527               | 7,375        |
| Finney        | 16,681      | 9,570        | 1,853          | 745                    | 76                    | 179        | 1,865             | 30,969       |
| Ford          | 14,008      | 8,478        | 1,315          | 531                    | 45                    | 150        | 1,435             | 25,962       |
| Franklin      | 13,104      | 8,717        | 1,594          | 700                    | 88                    | 192        | 1,743             | 26,138       |
| Geary         | 15,091      | 5,375        | 835            | 600                    | 36                    | 137        | 2,344             | 24,418       |
| Gove          | 1,676       | 2,063        | 555            | 76                     | 28                    | 42         | 273               | 4,713        |
| Graham        | 1,607       | 1,641        | 396            | 97                     | 38                    | 47         | 219               | 4,045        |
| Grant         | 3,623       | 3,406        | 954            | 229                    | 21                    | 40         | 351               | 8,624        |
| Gray          | 2,698       | 3,250        | 714            | 158                    | 4                     | 38         | 276               | 7,138        |
| Greeley       | 720         | 1,055        | 251            | 33                     | 3                     | 16         | 98                | 2,176        |
| Greenwood     | 3,424       | 3,837        | 684            | 105                    | 33                    | 38         | 564               | 8,685        |
| Hamilton      | 1,163       | 1,393        | 335            | 76                     | 7                     | 22         | 197               | 3,193        |
| Harper        | 3,100       | 2,995        | 553            | 163                    | 28                    | 46         | 477               | 7,362        |
| Harvey        | 18,305      | 9,187        | 1,529          | 947                    | 131                   | 203        | 2,039             | 32,341       |
| Haskell       | 2,161       | 2,417        | 567            | 111                    | 14                    | 23         | 198               | 5,491        |
| Hodgeman      | 1,043       | 1,610        | 266            | 47                     | 2                     | 18         | 137               | 3,123        |
| Jackson       | 6,742       | 5,587        | 1,295          | 311                    | 31                    | 95         | 1,085             | 15,146       |
| Jefferson     | 10,343      | 7,585        | 1,766          | 604                    | 32                    | 158        | 1,330             | 21,818       |
| Jewell        | 1,913       | 2,387        | 809            | 107                    | 16                    | 36         | 332               | 5,600        |
| Johnson       | 324,768     | 64,880       | 9,574          | 9,724                  | 510                   | 1,091      | 23,545            | 434,092      |
| Kearny        | 1,973       | 2,051        | 530            | 76                     | 11                    | 33         | 257               | 4,931        |
| Kingman       | 4,296       | 4,349        | 949            | 202                    | 18                    | 64         | 675               | 10,553       |
| Kiowa         | 1,506       | 1,758        | 389            | 82                     | 6                     | 27         | 169               | 3,937        |
| Labette       | 10,235      | 7,601        | 758            | 502                    | 47                    | 124        | 1,644             | 20,911       |
| Lane          | 1,065       | 1,330        | 291            | 65                     | 18                    | 31         | 128               | 2,928        |
| Leavenworth   | 33,211      | 16,614       | 3,127          | 1,921                  | 60                    | 365        | 5,994             | 61,292       |
| Lincoln       | 1,741       | 1,979        | 497            | 58                     | 7                     | 23         | 290               | 4,595        |
| Linn          | 5,193       | 4,755        | 958            | 288                    | 26                    | 95         | 763               | 12,078       |
| Logan         | 1,573       | 1,670        | 411            | 122                    | 14                    | 25         | 173               | 3,988        |
| Lyon          | 16,010      | 9,920        | 1,316          | 637                    | 86                    | 162        | 1,697             | 29,828       |
| Marion        | 6,601       | 5,346        | 934            | 337                    | 97                    | 63         | 924               | 14,302       |
| Marshall      | 5,811       | 5,032        | 1,091          | 258                    | 32                    | 68         | 958               | 13,250       |
| McPherson     | 15,495      | 10,266       | 2,277          | 1,020                  | 141                   | 187        | 2,339             | 31,725       |

## Motor Vehicle Registrations by County, Calendar Year 2005

| <u>County</u> | <u>Auto</u> | <u>Truck</u> | <u>Trailer</u> | <u>Motor<br/>Cycle</u> | <u>Motor<br/>Bike</u> | <u>RV*</u> | <u>Special **</u> | <u>Total</u> |
|---------------|-------------|--------------|----------------|------------------------|-----------------------|------------|-------------------|--------------|
| Meade         | 2,238       | 2,253        | 424            | 86                     | 11                    | 48         | 239               | 5,299        |
| Miami         | 16,720      | 11,151       | 2,808          | 1,015                  | 55                    | 212        | 2,286             | 34,247       |
| Mitchell      | 3,624       | 3,779        | 947            | 214                    | 37                    | 61         | 453               | 9,115        |
| Montgomery    | 16,193      | 10,826       | 1,010          | 793                    | 83                    | 182        | 2,203             | 31,290       |
| Morris        | 3,017       | 2,986        | 582            | 128                    | 23                    | 37         | 525               | 7,298        |
| Morton        | 1,612       | 1,703        | 272            | 71                     | 8                     | 20         | 153               | 3,839        |
| Nemaha        | 5,702       | 4,728        | 1,313          | 299                    | 31                    | 28         | 637               | 12,738       |
| Neosho        | 7,858       | 6,650        | 1,077          | 470                    | 45                    | 115        | 1,042             | 17,257       |
| Ness          | 1,814       | 2,642        | 648            | 124                    | 12                    | 36         | 263               | 5,539        |
| Norton        | 2,874       | 2,778        | 835            | 144                    | 16                    | 43         | 386               | 7,076        |
| Osage         | 8,889       | 6,569        | 1,209          | 436                    | 62                    | 159        | 1,504             | 18,828       |
| Osborne       | 2,209       | 2,554        | 635            | 146                    | 9                     | 28         | 278               | 5,859        |
| Ottawa        | 3,227       | 3,136        | 675            | 164                    | 28                    | 43         | 431               | 7,704        |
| Pawnee        | 3,258       | 2,601        | 602            | 186                    | 9                     | 40         | 449               | 7,145        |
| Phillips      | 3,200       | 3,203        | 980            | 232                    | 36                    | 49         | 400               | 8,100        |
| Pottawatomie  | 10,682      | 7,649        | 1,689          | 535                    | 36                    | 145        | 1,470             | 22,206       |
| Pratt         | 4,834       | 4,024        | 837            | 237                    | 27                    | 67         | 553               | 10,579       |
| Rawlins       | 1,622       | 1,915        | 436            | 97                     | 14                    | 25         | 157               | 4,266        |
| Reno          | 32,075      | 17,782       | 2,746          | 1,825                  | 175                   | 450        | 4,056             | 59,109       |
| Republic      | 2,884       | 3,002        | 682            | 148                    | 29                    | 49         | 415               | 7,209        |
| Rice          | 4,892       | 3,900        | 826            | 263                    | 31                    | 90         | 798               | 10,800       |
| Riley         | 22,415      | 8,638        | 1,453          | 943                    | 150                   | 174        | 3,013             | 36,786       |
| Rooks         | 2,834       | 2,920        | 716            | 172                    | 18                    | 65         | 481               | 7,206        |
| Rush          | 1,919       | 2,031        | 405            | 97                     | 19                    | 17         | 268               | 4,756        |
| Russell       | 3,743       | 3,379        | 701            | 194                    | 36                    | 60         | 536               | 8,649        |
| Saline        | 28,795      | 14,230       | 2,612          | 1,443                  | 214                   | 351        | 4,151             | 51,796       |
| Scott         | 2,580       | 2,610        | 611            | 162                    | 9                     | 28         | 349               | 6,349        |
| Sedgwick      | 244,170     | 93,954       | 12,135         | 9,299                  | 1,062                 | 2,221      | 29,529            | 392,370      |
| Seward        | 9,963       | 5,414        | 826            | 313                    | 52                    | 96         | 861               | 17,525       |
| Shawnee       | 93,181      | 32,894       | 5,479          | 3,619                  | 290                   | 855        | 12,476            | 148,794      |
| Sheridan      | 1,586       | 2,000        | 594            | 88                     | 39                    | 33         | 195               | 4,535        |
| Sherman       | 3,222       | 2,891        | 785            | 226                    | 49                    | 60         | 332               | 7,565        |
| Smith         | 2,305       | 2,605        | 756            | 80                     | 31                    | 43         | 294               | 6,114        |
| Stafford      | 2,392       | 2,726        | 694            | 111                    | 10                    | 38         | 265               | 6,236        |
| Stanton       | 1,178       | 1,290        | 287            | 80                     | 1                     | 26         | 121               | 2,983        |
| Stevens       | 2,676       | 2,758        | 760            | 196                    | 12                    | 37         | 314               | 6,753        |
| Sumner        | 12,367      | 9,383        | 1,338          | 614                    | 80                    | 190        | 1,770             | 25,742       |
| Thomas        | 3,959       | 3,826        | 1,046          | 265                    | 20                    | 74         | 476               | 9,666        |
| Trego         | 1,827       | 2,022        | 531            | 128                    | 28                    | 34         | 319               | 4,889        |
| Wabaunsee     | 3,707       | 3,244        | 632            | 180                    | 3                     | 35         | 532               | 8,333        |
| Wallace       | 920         | 1,344        | 340            | 52                     | 2                     | 13         | 87                | 2,758        |
| Washington    | 3,185       | 3,363        | 891            | 156                    | 6                     | 33         | 688               | 8,322        |
| Wichita       | 1,211       | 1,713        | 395            | 61                     | 0                     | 12         | 130               | 3,522        |
| Wilson        | 4,832       | 4,540        | 700            | 283                    | 29                    | 62         | 822               | 11,268       |
| Woodson       | 1,796       | 2,061        | 368            | 77                     | 15                    | 23         | 273               | 4,613        |
| Wyandotte     | 72,119      | 24,578       | 3,070          | 2,512                  | 93                    | 385        | 8,547             | 111,304      |

Total            1,442,888            709,155            125,563            60,834            5,976            13,306            171,347            2,529,069

Kansas Based Active I.R.P. Registrations in 2005            3,069

Kansas Based Plates Issued Under IRP Proration in 2005            22,713

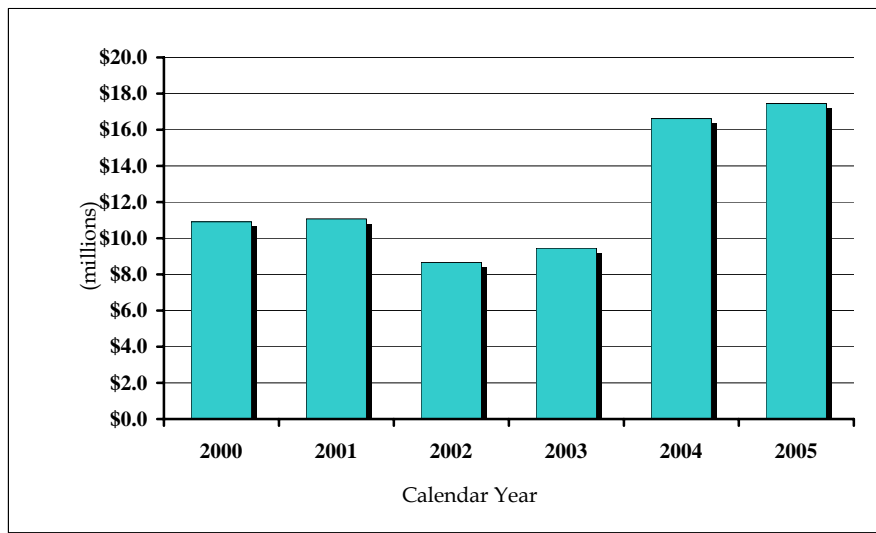
\*A new tax system was established for recreational vehicles starting in 1995. RV data is for motorized RVs only.

\*\* Special includes Personalized, National Guard, Amateur Radio, Disabled, Antique, Special Interest (street rod, etc.), Veteran, Pearl Harbor survivor, ex-POW, etc.

The figures reflect registrations sold in counties and reported to the Division; and should not be considered to be an exact number of vehicles on the road.

## Driver License Fee Collections by Calendar Year

Driver licenses are issued by the Division of Vehicles for the operation of motor vehicles. The Division also issues Identification Cards. During the 1997 Legislative Session, House Bill 2073 was enacted. The bill extended the license renewal cycle from four to six years for licensed drivers between the ages of 21 and 65. All fees increased to the six-year rate at the previous cost per year. This legislation is partially responsible for the Calendar year 1997, 1998, and 1999 increases. During the 2003 Legislative Session, House Bill 2192 was enacted, which increased fees across the board for drivers' licenses and identification cards resulting in a significant collections increase in Calendar Year 2004.



| <u>Calendar Year</u> | <u>Amount Collected</u> | <u>Percent Change</u> |
|----------------------|-------------------------|-----------------------|
| 2000                 | \$10,911,617            | -2.6%                 |
| 2001                 | \$11,073,725            | 1.5%                  |
| 2002                 | \$8,667,918             | -21.7%                |
| 2003                 | \$9,454,201             | 9.1%                  |
| 2004                 | \$16,618,470            | 75.8%                 |
| 2005                 | \$17,452,243            | 5.0%                  |

## Driver Licenses by Age and License Class, Calendar Year 2005

### Kansas Drivers by Age Category

| <u>Age Category</u>            | <u>Calendar Year</u><br><u>2005</u> | <u>Percent of Total</u><br><u>By Age</u> |
|--------------------------------|-------------------------------------|--|
| 14 and 15 (restricted license) | 31,822                              | 1.6%                                     |
| 16 - 24                        | 320,046                             | 16.0%                                    |
| 25 - 49                        | 892,318                             | 44.5%                                    |
| 50 - 64                        | 452,749                             | 22.6%                                    |
| 65 and over                    | <u>309,125</u>                      | 15.4%                                    |
| Total by Age                   | 2,006,060                           | 100.0%                                   |

### Kansas Drivers by License Class

| <u>License Class*</u> | <u>Calendar Year</u><br><u>2005</u> | <u>Percent of Total</u><br><u>By Class</u> |
|-----------------------|-------------------------------------|--|
| Class CDL             | 131,585                             | 6.6%                                       |
| Class A & B           | 25,629                              | 1.3%                                       |
| Class C               | 1,689,787                           | 84.2%                                      |
| Class M               | <u>159,059</u>                      | 7.9%                                       |
| Total                 | 2,006,060                           | 100.0%                                     |

\* Classes:

CDL: Commercial Driver License only, and in combinations A, B, C

Class A: combination vehicle

Class B: truck > 24,000 lbs or bus

Class C: regular automobile

Class M: motorcycle only, and in combinations AM, BM, CM