





KANSAS DRIVER LICENSE RENEWAL EXAMINATION

INSTRUCTIONS: READ THE DRIVER LICENSE RENEWAL HANDBOOK CAREFULLY BEFORE ANSWERING. Each question has only one correct answer. Circle the answer that you think is correct. A passing grade is five errors or less. When you have completed the examination take it to any Driver License Examining station for grading. **ALL LOCATIONS ARE CLOSED ON MONDAY!**

- IF A LARGE TRUCK HAS A RIGHT TURN SIGNAL FLASHING BUT IS PARTIALLY BLOCKING THE LEFT LANE, YOU SHOULD:
 - ASSUME THE SIGNAL IS WRONG
 - MAINTAIN A SAFE FOLLOWING DISTANCE UNTIL TRUCK HAS COMPLETED MANEUVER
 - PASS TRUCK ON RIGHT AND TRY TO BEAT HIM TO THE INTERSECTION
- THIS YELLOW AND BLACK SIGN MEANS:
 - SHARP BUMP IN THE ROAD AHEAD
 - YOU ARE APPROACHING A ROAD WITH TWO-WAY TRAFFIC
 - YOU ARE APPROACHING A DIVIDED HIGHWAY
 - THE ROADWAY AHEAD IS UNDER CONSTRUCTION
- WHEN TWO CARS APPROACH AN UNCONTROLLED INTERSECTION FROM DIFFERENT STREETS AT THE SAME TIME, WHICH DRIVER HAS THE RIGHT OF WAY?
 - THE DRIVER ON THE LEFT
 - THE DRIVER ON THE RIGHT
 - NEITHER DRIVER
 - BOTH DRIVERS
- THIS SIGN MEANS:
 - SCHOOL CROSSING
 - SCHOOL ZONE
 - PEDESTRIAN CROSSING
- WHEN DRIVING IN FOG YOU SHOULD ALWAYS USE YOUR:
 - HIGH HEADLIGHT BEAMS (BRIGHT LIGHTS)
 - LOW HEADLIGHT BEAMS (DIM LIGHTS)
 - PARKING LIGHTS
 - EMERGENCY FLASHERS
- NEVER PASS A VEHICLE FROM THE REAR ON A TWO LANE HIGHWAY:
 - ON A HILL OR WHEN YOUR VIEW AHEAD IS OBSTRUCTED
 - ON A CURVE
 - NEAR AN INTERSECTION OF ROADS
 - ALL OF THE ABOVE
- WHEN APPROACHING AN INTERSECTION MARKED WITH A YIELD SIGN, YOU ARE REQUIRED TO:
 - KEEP THE SAME SPEED AND LOOK BOTH WAYS
 - STOP, THEN ENTER QUICKLY
 - SLOW DOWN AND STOP IF NECESSARY
 - STOP, THEN ENTER SLOWLY
- AN EXTRA 100 LBS IN YOUR VEHICLE CAN REDUCE GAS MILEAGE:
 - UP TO 6 PERCENT
 - UP TO 5 PERCENT
 - UP TO 10 PERCENT
 - UP TO 2 PERCENT
- UNDER NORMAL ROAD CONDITIONS, THE MINIMUM SAFE FOLLOWING DISTANCE IS:
 - 100 FEET
 - 2 SECONDS
 - ONE CAR LENGTH
 - FOUR CAR LENGTHS
- WHEN DRIVING AT NIGHT, YOU SHOULD DRIVE AT A SPEED WHICH WOULD ALLOW YOU TO STOP:
 - WITHIN 500 FEET
 - WITHIN THE DISTANCE LIGHTED BY YOUR HEADLIGHTS
 - WITHIN THREE CAR LENGTHS
- AT NIGHT, YOU MUST LOWER (DIM) YOUR HEADLIGHTS TO APPROACHING VEHICLES WITHIN HOW MANY FEET?
 - 100 FEET
 - 200 FEET
 - 300 FEET
 - 500 FEET
- AVOIDING BOTH RAPID ACCELERATION AND HARD BRAKING WILL REDUCE FUEL CONSUMPTION:

TRUE FALSE
- WHAT COLOR DENOTES THAT THERE IS A WORK ZONE UP AHEAD, AND THAT DRIVERS SHOULD USE CAUTION WHEN PASSING THROUGH?
 - RED
 - YELLOW
 - ORANGE
 - BROWN
- WHEN A SCHOOL BUS HAS STOPPED ON AN UNDIVIDED HIGHWAY AND IS DISPLAYING A STOP SIGN AND ALTERNATELY FLASHING RED LIGHTS, ALL DRIVERS ARE REQUIRED TO:
 - SLOW DOWN AND PROCEED WITH CAUTION
 - STOP WHEN APPROACHING FROM THE REAR ONLY
 - STOP AND REMAIN STOPPED UNTIL STOP SIGN HAS BEEN WITHDRAWN AND LIGHTS ARE NO LONGER FLASHING
- THIS YELLOW AND BLACK SIGN MEANS:
 - ROAD AHEAD IS TEMPORARILY BLOCKED
 - ROAD AHEAD IS FOR TWO-WAY TRAFFIC
 - EITHER LANE OF THE ROAD IS OPEN FOR TRAFFIC
 - PASSING PROHIBITED
- WHEN APPROACHING AN EMERGENCY VEHICLE FROM THE REAR THAT IS DISPLAYING FLASHING WARNING LIGHTS ON A HIGHWAY WITH MORE THAN ONE LANE IN EACH DIRECTION YOU MUST:
 - MAINTAIN LANE POSITION AND SPEED
 - SPEED UP TO PASS THE EMERGENCY VEHICLE QUICKLY
 - MOVE TO A LANE NOT ADJACENT TO THE EMERGENCY VEHICLE AND PASS WITH CAUTION
- THIS YELLOW AND BLACK SIGN MEANS:
 - SCHOOL ZONE AHEAD
 - SCHOOL CROSSING
 - PEDESTRIAN CROSSING
- MOTORCYCLES ARE ENTITLED TO A FULL LANE WIDTH JUST LIKE ANY OTHER VEHICLE.

TRUE FALSE
- AN ADVANCE WARNING SIGN AT A HIGHWAY RAIL CROSSING ADVISES DRIVERS TO:
 - SLOW DOWN
 - LOOK AND LISTEN FOR A TRAIN
 - BE PREPARED TO STOP IF A TRAIN IS APPROACHING
 - ALL OF THE ABOVE
- WHAT DOES THE SOLID YELLOW LINE ON YOUR SIDE OF THE CENTER LINE MEAN?
 - YOU ARE NEAR AN INTERSECTION
 - YOU MAY PASS ON THE RIGHT
 - YOU ARE NEAR A BRIDGE
 - YOU MUST NOT CROSS OVER THE YELLOW LINE TO PASS
- HOW FAR BEFORE TURNING DOES THE LAW REQUIRE YOU TO GIVE A SIGNAL?
 - AT LEAST 50 FT.
 - AT LEAST 100 FT.
 - FAR ENOUGH AHEAD FOR THE CAR FOLLOWING YOU TO SEE
- A FIRST CONVICTION FOR DRIVING UNDER THE INFLUENCE OF ALCOHOL AND/OR DRUGS CAN RESULT IN:
 - A FINE OF UP TO \$1000
 - A MINIMUM JAIL SENTENCE OF 48 HOURS
 - A DRIVERS LICENSE SUSPENSION
 - ALL OF THE ABOVE
- UNDER NORMAL CONDITIONS, A SAFE FOLLOWING DISTANCE BETWEEN YOUR CAR AND A MOTORCYCLE SHOULD BE:
 - THE SAME DISTANCE AS WHEN FOLLOWING ANOTHER CAR
 - LESS DISTANCE THAN WHEN FOLLOWING ANOTHER CAR
 - MORE DISTANCE THAN WHEN FOLLOWING ANOTHER CAR
- WHEN PASSING A BICYCLIST ON ANY ROAD OR STATE HIGHWAY, DRIVERS SHOULD GIVE THE BICYCLIST AT LEAST:
 - 2 FEET OF CLEARANCE
 - 3 FEET OF CLEARANCE
 - 4 FEET OF CLEARANCE