

2008 KANSAS

Individual Income Tax & Food Sales Tax Refund

Forms and Instructions

If you are still filing
your tax return on
paper, see important
message on page 3.



What's New...

The following changes are effective for the 2008 tax year:

- ◆ **ELECTRONIC FILING REQUIREMENT.** Any PAID preparer that prepares 50 or more Kansas individual income tax returns during any calendar year must file electronically at least 90% of those returns that are eligible for electronic filing. This requirement will be based on the number of individual income tax returns filed by the tax preparer in a calendar year, including resident, nonresident, and part-year resident returns, prepared by all employees at all of the tax preparer's locations. For additional information, visit our web site at: <http://www.ksrevenue.org/efilerequire.htm#1>
- ◆ **SOCIAL SECURITY BENEFITS.** All benefits received under the Social Security Act (including SSI benefits) that are subject to federal income tax are **no longer** subject to Kansas income tax when your Federal Adjusted Gross Income (line 1 of Form K-40) is **\$75,000** or less. See Schedule S instructions for line A7.
- ◆ **WASHBURN UNIVERSITY RETIREMENT BENEFITS.** Amounts received by retired employees of Washburn University during tax year 2008 and thereafter as retirement and pension benefits under the university's retirement plan are a subtraction modification. See Schedule S instructions for Line A12.
- ◆ **LONG-TERM CARE INSURANCE CONTRACTS.** The maximum amount of subtraction modification for long-term care insurance contract has increased to \$800 per contract, per taxpayer. For more information see Schedule S instructions for Line A14.
- ◆ **FOOD SALES TAX ALLOWANCES.** Qualifying income and refund amounts for the food sales tax have increased and are as follows. Additional qualifications for this refund are on page 14.

If your qualifying income is:	Your food sales refund is:
\$ 0 — \$15,150	\$80 per exemption
\$15,151 — \$30,300	\$39 per exemption
- ◆ **NEW CREDITS – HIGHER EDUCATION DEFERRED MAINTENANCE.** There are two (2) credits. One is a refundable credit equal to 60% of the amount contributed to a Kansas Community College or a Kansas Technical College. The other is a nonrefundable credit equal to 50% of the amount contributed to one of the Kansas Regent Universities or Washburn University. K-40 filers **must file electronically** (e-File or WebFile) **to claim these credits**. The credit amount will be computed in the electronic return preparation process. See page 3 for electronic filing instructions.
- ◆ **NEW CREDIT – DECLARED DISASTER CAPITAL INVESTMENT (BUSINESS FACILITIES).** Credit is 10% of the qualifying capital investment in a business facility located in one of the following cities (or within 1 mile thereof): Chanute, Coffeyville, Erie, Fredonia, Greensburg, Independence, Iola, Neodesha or Osawatomie. There is a limitation of \$100,000 in credits per taxpayer. See Schedule K-87.
- ◆ **INTEREST RATE CHANGE.** For calendar year 2009, interest will be assessed at 6% per annum (.5% per month or fraction thereof). Penalty for late payment of income tax remains at 1% per month or fraction thereof, capped at 24%.

WHAT'S IN THIS BOOKLET?

What's New	2
Electronic Filing & Payment Options	3
FS Tax Qualifying Worksheet	4
Form K-40	5, 37
Schedule S	7, 39
Form RF-9, Decedent Refund Claim	9
General Information	11
K-40 Instructions	14
Schedule S Instructions	21
Tax Table	25
Tax Computation Schedules	29
School Districts	30
Intangibles Tax Rates	32
Form 200 (Intangibles Tax Return)	35
Intangibles Instructions	36
Schedule K-210	41
Compensating Use Tax	43
Taxpayer Assistance	Back Cover



BLACK-FOOTED FERRET — After being gone from Kansas for nearly five decades, the Black-footed Ferret is back thanks to the dedication and sacrifices of many groups and individuals. Donate to the Chickadee Checkoff program on your Kansas Form K-40 to continue to help recovery programs for endangered species.

Electronic Filing and Payment Options

WebFile

WebFile is a safe and free online system for filing your Kansas individual income tax and you will get your refund deposited into your bank account FAST! If you have a balance due, you have the option to pay electronically as well. WebFile is quick, secure and **FREE** whether you are filing an original return or an amended return. You can even use WebFile if you itemize your deductions.

To use the system you will need access to the Internet. You should have your mailing label from the back of this booklet handy before accessing the system. If you do not have a mailing label, you can use last year's original refund or balance due amount to access the system.

Note: Kansas *residents* that did not file a 2007 Kansas return can use WebFile by following the on-line instructions. Nonresidents must have filed a 2007 Kansas return to use WebFile for 2008.

Direct Payment

Direct Payment is recommended when you WebFile or IRS e-File your Kansas return and have a balance due. It is also an option if you file a paper K-40 return – see instructions on page 19. This payment method allows you to “file now, pay later” by choosing the date you would like your bank account debited. You can file your tax return in February and initiate payment on April 15th. Direct Payment saves time – there is no check to write, no vouchers to complete and you are assured that your payment is made on time. Visit our Electronic Services web site for more information.

IRS e-File




IRS e-File is a way to file your return electronically to the IRS and KDOR using an authorized IRS e-File provider and within 48 hours you will get confirmation that KDOR has accepted your return.

You can prepare your own return and have a professional transmit it to the IRS and KDOR or you can have your return

prepared and electronically transmitted by a tax professional. Depending on the tax professional and the specific services requested, a fee may be charged. You can also e-File using KDOR approved commercial tax filing web sites or software products. Visit our web site for a list of authorized IRS e-File providers and software products.

Credit Card Payments

Taxpayers also have  the option to pay their taxes by credit card. This service is available on-line or by phone through Official Payments Corporation, a third party vendor.

Official Payments Corporation
1-800-2PAYTAX (1-800-272-9829)
www.officialpayments.com

Official Payments Corporation accepts Mastercard, VISA, Discover and American Express and charges a

convenience fee for their services. For rules regarding the credit card transactions and instructions for how to sign up to pay by credit card, visit the vendor's web site or call their toll-free number.

Think filing on paper is the way to go?

THINK AGAIN!

Your refund will be delayed if you file a paper return.

Did you know that a paper return can cost significantly more to process than a return filed electronically ?

Did you know that processing a refund on a paper return this year will take at least 8 weeks, compared to a refund on an electronically filed return that will get to you as quickly as 7 days?

The Kansas Department of Revenue must find ways to reduce processing costs in order to hold down taxes. We need your help. If you want your return processed in a secure, accurate and economical way and you want your refund fast, then file electronically this year. As a Kansas taxpayer, it saves **you** money and you get your refund faster!



Visit our web site for the most current electronic information.
www.webtax.org

QUALIFYING INCOME WORKSHEET for the KANSAS FOOD SALES TAX REFUND

All taxpayers who meet the “residency” and “taxpayer status” qualifications must complete this worksheet to determine if they meet the “income” qualification for a Food Sales Tax refund.

- ▶ If you are **NOT** required to file a federal return, enter your income and deduction amounts in COLUMN A, beginning with line 1.
- ▶ If you filed federal Form 1040, 1040A or 1040EZ, complete COLUMN B, beginning with line 24.

	COLUMN A	COLUMN B
Income. Enter the amounts received from the following sources:		
1. Wages, salaries, tips, etc.	1.	
2. Taxable interest and dividends	2.	
3. Taxable refunds	3.	
4. Alimony received	4.	
5. Business income or (loss) (federal Schedules C, C-EZ)	5.	
6. Farm income or (loss) (federal Schedule F)	6.	
7. Capital gains or (losses) (federal Schedule D or Form 4797)	7.	
8. Taxable amount of IRA, annuity and pension distributions	8.	
9. Taxable amount of Social Security benefits	9.	
10. Rental real estate, royalties, partnerships, S corporations, trusts, etc. (federal Schedule E)	10.	
11. Unemployment compensation	11.	
12. Other income (Jury duty, gambling winnings, etc.)	12.	
13. Total income. Add lines 1 through 12.	13.	
FEDERAL ADJUSTMENTS TO INCOME. ENTER DEDUCTIONS FOR:		
14. IRA deduction and self-employed SEP, SIMPLE and qualified plans	14.	
15. Penalty on early withdrawal of savings	15.	
16. Alimony paid and moving expenses	16.	
17. Clean-fuel vehicle deduction	17.	
18. Self-employed health insurance, Archer MSA and health savings account deduction	18.	
19. One-half of self-employment tax	19.	
20. Domestic production activities deduction	20.	
21. Tuition & fees deduction, student loan interest deduction, and educator expenses	21.	
22. Business Expenses for Reservists, Artists & Fee-Basis Government Officials	22.	
23. Total Adjustments. Add lines 14 through 22.	23.	
24. Federal Adjusted Gross Income. Column A filers: Subtract line 23 from line 13. Column B filers: Enter the federal adjusted gross income amount from Form 1040, 1040A, or 1040EZ.	24.	24.
25. Kansas Modifications to Federal Adjusted Gross Income. Enter the net modifications from line A19 of Kansas Schedule S, Part A. Refer to the instructions that begin on page 21. If this amount is a negative amount, put it in brackets ().	25.	25.
26. Kansas Adjusted Gross Income. If line 25 is a positive amount, add lines 24 and 25 and enter on line 26. If line 25 is a negative amount, subtract line 25 from line 24, and enter the result on line 26.	26.	26.
ADDITION TO INCOME FOR FOOD SALES TAX REFUND. ENTER THESE AMOUNTS:		
27. Interest income exempt from Kansas taxation, such as interest received from U. S. Savings Bonds, Treasury Notes, etc. (from line A9 of Kansas Schedule S, if applicable)	27.	27.
28. Exempt retirement benefits. Enter amounts shown on lines A8 and A12 of Schedule S, except any Railroad Retirement Benefits.	28.	28.
29. Total Kansas additions. Add lines 27 and 28.	29.	29.
30. Qualifying Income for purpose of receiving a Food Sales Tax refund. Add lines 26 and 29.	30.	30.



If line 30 is **MORE** than \$30,300, you do not qualify for the Food Sales Tax Refund.

If line 30 is **LESS** than \$30,301, follow the instructions for line 25 of Form K-40 on page 19 to calculate the amount of your Food Sales Tax refund.

GENERAL INFORMATION

If any due date falls on a Saturday, Sunday, or legal holiday, substitute the next regular workday.

Who Must File a Return

You must file a Kansas individual income tax return to receive any refund of taxes withheld, regardless of the amount of total income, or to receive the food sales tax refund.

KANSAS RESIDENTS

A Kansas resident for income tax purposes is anyone who lives in Kansas, regardless of where they are employed. An individual who is away from Kansas for a period of time and has intentions of returning to Kansas is a resident.

If you were a Kansas resident for the entire year, you must file a Kansas individual income tax return if: 1) you are required to file a federal income tax return; **or**, 2) your Kansas adjusted gross income is more than the total of your Kansas standard deduction and exemption allowance.

The minimum filing requirements are shown in the following table. If you are not required to file a federal return, you may use this table to determine if you are required to file a Kansas return. For example, if your filing status is single, and you are over 65, you need not file a Kansas return unless your gross income is over \$6,100. A married couple filing jointly would not be required to file a Kansas return unless their gross income is over \$10,500.

A Kansas resident must file if he or she is:		And gross income is at least:
SINGLE <u>OR</u> MARRIED FILING SEPARATE	Under 65	\$ 5,250
	65 or older or blind	\$ 6,100
	65 or older and blind	\$ 6,950
MARRIED FILING JOINT	Under 65 (both spouses)	\$ 10,500
	65 or older or blind (one spouse)	\$ 11,200
	65 or older or blind (both spouses)	\$ 11,900
	65 or older and blind (one spouse)	\$ 11,900
	65 or older or blind (one spouse) and 65 or older and blind (other spouse)	\$ 12,600
65 or older and blind (both spouses)	\$ 13,300	
HEAD OF HOUSEHOLD	Under 65	\$ 9,000
	65 or older or blind	\$ 9,850
	65 or older and blind	\$ 10,700

MINOR DEPENDENTS

A minor child claimed on another person's return can claim a standard deduction of \$500 or the amount of their earned income (wages) up to \$3,000, whichever is greater. Unearned income (such as interest and dividends) over \$500 is taxable to Kansas and a Kansas return must be filed. If the taxable income (line 7, Form K-40) is zero, a return is not required. However, you must file a Kansas individual income tax return to receive any refund of taxes withheld, regardless of the amount of total income.

NONRESIDENTS

If you are not a resident of Kansas, but you received income from Kansas sources, you must file a Kansas return regardless of the amount of income received from Kansas sources (see definition of Kansas source income on page 24).

If your employer withheld Kansas taxes from your wages in error, you must also file a Kansas return in order to receive a refund, even though you had no income from Kansas sources. A letter from your employer on company letterhead and signed by an authorized company official explaining the error must accompany your return. The letter must state the amount of wages and withholding applicable to Kansas.

PART-YEAR RESIDENTS

You are considered a part-year resident of Kansas if you were a Kansas resident for less than 12 months during the tax year. As a part-year resident, you have the option to file your Kansas return either as a resident or as a nonresident.

MILITARY PERSONNEL

The active and reserve duty service pay of military personnel is taxable **ONLY** to your state of legal residency, no matter where you are stationed during the tax year. If your home of record on your military records is Kansas, and you have not established residency in another state, you are still a Kansas resident and all of your income, including your military compensation, is subject to Kansas income tax.

If you are a nonresident of Kansas but are stationed in Kansas due to military orders, you must file a Kansas return if you (or your spouse if filing jointly) received income from Kansas sources. Only income from Kansas sources is used to determine the Kansas income tax due for **nonresident** military service members. Nonresident service members will subtract out the amount of their military compensation on Schedule S, line A13 (see instructions on page 23).

NATIVE AMERICAN INDIANS

Income received by native American Indians that is exempt from federal income tax is also exempt from Kansas income tax. Income earned on a reservation, by a native American Indian residing on his/her tribal reservation, is also exempt from Kansas income tax. If any such income is included in the federal adjusted gross income, it is subtracted on Schedule S, line A17. (See instructions on page 23.)

Kansas law provides that if a husband or wife is a resident of Kansas while the other is a nonresident of Kansas, and file a Married Filing Joint federal return, they must file a Married Filing Joint Kansas return and file as "nonresidents" of the state of Kansas.

When to File

You can "file now" and "pay later" using our Direct Payment option. See page 19.

If your 2008 return is based on a calendar year, it must be filed and the tax paid no later than **April 15, 2009**. If your return is based on a fiscal year, your Kansas return is due the 15th day of the 4th month following the end of your fiscal year. The instructions in this booklet assume a calendar year taxpayer. **NOTE:** Your refund may be disallowed if your return is not filed within two (2) years of the "original" due date and penalty and interest will accrue on balance due returns filed after the original due date.

AMENDED RETURNS: In general, amended returns must be filed with the Department of Revenue within three (3) years of when the original return was filed. If the amended return will result in a refund to you, the amended return may be filed within three (3) years of when the original return was filed, or within two (2) years from the date the tax was paid, whichever is later.

Where to File

Please use the pre-addressed envelope in this tax booklet to mail your tax return. This envelope is designed for use in our automated mail-opening equipment and will expedite the processing of your return. If you are expecting a refund, place an "X" in the box on the front of the envelope. If your envelope has been misplaced, mail your return to the following address:

INDIVIDUAL INCOME TAX/FOOD SALES TAX
KANSAS DEPARTMENT OF REVENUE
915 SW HARRISON ST
TOPEKA, KS 66699-1000

If You Need Forms

Due to the sensitivity of KDOR's imaging equipment for tax return processing, only an **original** preprinted form or an **approved** computer-generated version of the K-40, Schedule S, and K-40V should be filed.

Kansas income tax forms are available throughout the state at city and county clerk's offices, banks, libraries, and other places of convenience. Specialized schedules and forms are available from our Taxpayer Assistance Center, or by calling our voice mail forms request line at (785) 296-4937 and from our web site at www.ksrevenue.org.

Extension of Time to File

An extension of time to file is NOT an extension of time to pay the tax.

If you are unable to complete your Kansas return by the filing deadline, you may request an extension of time to file. If you filed Form 4868 with the Internal Revenue Service for an automatic extension to file, enclose a copy of this form with your completed Form K-40 to automatically receive an extension to file your Kansas return. Kansas does not have a separate extension request form. If you are entitled to a refund, an extension is not required.

To pay the tax balance due for an extension, use the Kansas Payment Voucher (K-40V) located in this book. Check the box on the K-40V indicating extension payment. If you do not pay the tax due (may be estimated) by the original due date, you will owe interest and penalty on any balance due.

Your Federal Return

If you file Form K-40 using a Kansas address, you do not need to include a copy of your federal return. However, keep a copy as it may be requested by the Department of Revenue at a later date. If your Form K-40 shows an address other than Kansas, you must enclose a copy of your federal return (1040EZ, 1040A or 1040 and applicable Schedules A-F) with your Kansas return.

Confidential Information

Income tax information disclosed to the Kansas Department of Revenue, either on returns or through department investigation, is held in strict confidence by law. The Department of Revenue, Internal Revenue Service, and several other states have an agreement under which some income tax information is exchanged. This is to verify the accuracy and consistency of information reported on federal and Kansas income tax returns.

Innocent Spouse Relief

In those cases where husband and wife file as married filing joint for Kansas, and one spouse is relieved of federal liability by the IRS under 26 USC 6013(e) or 6015, he or she is also relieved of Kansas tax, penalty and interest. Innocent spouse relief is also provided in Kansas cases where such relief would have been provided on the federal level had there been a federal liability.

Estimated Tax

If two-thirds of your income is from farming or fishing, you are not required to make estimated tax payments – but your return must be filed and your tax paid on or before March 1, 2009.

If you have self-employment income or other income not subject to Kansas withholding, you may be required to prepay your Kansas income tax through estimated tax payments. Estimated tax payments are required if your:

- Kansas income tax balance due (after withholding and prepaid credits) is \$500 or more; AND
- withholding and prepaid credits for the current tax year are less than:
 - 1) 90% of the tax on your current year's return, OR
 - 2) 100% of the tax on your prior year's return.

To make estimated tax payments, obtain Form K-40ES, the Kansas estimated tax vouchers and instructions.

Underpayment Penalty: If line 29 minus line 18 of Form K-40 is at least \$500 and is more than 10% of the tax on line 17 of Form K-40, you may be subject to a penalty for underpayment of estimated tax. Use Schedule K-210, in this booklet, to see if you will have a penalty or if you qualify for one of the exceptions to the penalty.

Amending Your Return

If you filed a Schedule S with your original return, then you must file a Schedule S with your amended return, even if there are no amended changes to the Schedule.

You must file an amended Kansas return when: 1) an error was made on your Kansas return, 2) there is a change (error or adjustment) on another state's return, or 3) there is a change (error or adjustment) on your federal return. **Check the AMENDED box in the Filing Information section of the K-40 if you are amending your 2008 Kansas return.**

Pay the full amount of tax and interest due on an amended return and no late pay penalty will be assessed. Refer to the department's web site for annual interest rates.

AMENDED FEDERAL RETURN: If you are filing an amended federal income tax return, Form 1040X, for the same taxable year as this amended return, you must enclose a complete copy of the amended federal return and full explanations of all changes made on your amended Kansas return. If your amended federal return is adjusted or disallowed, it is necessary to provide the Department of Revenue with a copy of the adjustment or denial letter.

If you did not file a Kansas return when you filed your original federal return, and the federal return has since been amended or adjusted, use the information on the amended or adjusted federal return to complete your original Kansas return. A copy of both the original and amended federal returns should be enclosed with the Kansas return along with an explanation of the changes.

FEDERAL AUDIT: If a previously filed federal return was not correct, or if your original return was adjusted by the IRS, amended returns or copies of the Revenue Agent's Reports must be submitted within 180 days of the date the federal adjustments are paid, agreed to, or become final, whichever is earlier. Failure to properly notify the Director of Taxation within the 180 day period will cause the statute of limitations to remain open (Department of Revenue could make assessments for as many years back as necessary).

Deceased Taxpayers

If you are the survivor or representative of a deceased taxpayer, you must file a return for the taxpayer who died during the calendar year.

If you are a surviving spouse filing a joint federal income tax return, a joint Kansas return must also be filed. Include the decedent's Social Security number in the space provided in the heading of the return. Be sure the appropriate box below the heading has been checked.

Decedent Refund Documentation. If you are a surviving spouse requesting a refund of \$100 or less, you must enclose **ONE** of the following with your Form K-40:

- Federal Form 1310, Statement of Person Claiming Refund Due a Deceased Taxpayer
- Death certificate
- Obituary statement
- Funeral home notice
- Letters Testamentary
- Kansas Form RF-9, Decedent Refund Claim (a copy of this form can be found in this tax booklet)

If you are a surviving spouse requesting a refund of OVER \$100, or if a refund of ANY amount is being requested by someone other than the surviving spouse, you must submit with your Form K-40:

- Proof of death (death certificate, obituary statement or funeral home notice), AND
- Kansas Form RF-9, Decedent Refund Claim (a copy of this form can be found in this tax booklet)

Food Sales Tax Refund

*If you filed a Kansas income tax return last year, you can use "WebFile" to claim your food sales tax refund and get it **fast!** See page 3.*


Form K-40 is not only a Kansas income tax return, but also the claim form for the food sales tax refund. This program offers a refund of the sales tax paid on food. To qualify, you must be 55 years of age or older, or be blind or disabled, or have a dependent child under 18 who lived with you all year whom you claim as a personal exemption. You must also be a Kansas resident (residing in Kansas the entire year) whose Kansas qualifying income is \$30,300 or less (see page 14). The refund is claimed on line 25 of Form K-40. The food sales tax refund will either increase the amount of your income tax refund or decrease the amount you owe.

All returns requesting a food sales tax refund **MUST BE RECEIVED** by the department **NOT LATER THAN** April 15th or within the federal extension period. Failure to file for a food sales tax refund before October 15th will result in a denial of the refund. The Director of Taxation may extend the time for filing any claim when good cause exists, or accept a claim filed after the deadline for filing in the case of sickness, absence or disability of the claimant if such claim has been filed within four years of such deadline.

Homestead & Property Tax Relief Refunds

These refund claims can be filed electronically. For details, obtain a copy of the Homestead Claim and Property Tax Relief Claim Booklet.

The Homestead Refund program offers a property tax rebate of up to \$700 for homeowners and renters. To qualify, the claimant must be a Kansas resident (residing in Kansas the entire year) whose 2008 household income was \$29,700 or less, and who is over 55 years old, or is blind or disabled, or has a dependent child under 18 who lived with them all year. "Household income" is generally the total of all taxable and nontaxable income received by all household members. This refund is claimed on Kansas Form K-40H, Kansas Homestead Claim.

 A new property tax refund for homeowners, 65 years of age or older with household income of \$16,800 or less, is available on Form K-40PT. The refund is 45% of the property taxes paid. Claimants who receive this property tax refund **cannot** claim a Homestead refund.

These forms and instructions are available from our Taxpayer Assistance Center or by calling our voice mail forms request line at (785) 296-4937.

FORM K-40

LINE-BY-LINE INSTRUCTIONS

TAXPAYER INFORMATION

Label: If you have a pre-addressed label (located on the back cover of this booklet) and the name and address information is correct, place it on your Form K-40 in the space provided **after** you have completed your return.

Name and Address: If you do not have a pre-addressed label, or if the information on the label is incorrect, PRINT or TYPE your name and address in the spaces provided. Be sure to include your apartment or lot number, if applicable, to assure delivery of your refund or correspondence.

School District and County: Residents—Using the list on pages 30 and 31, enter your school district and county abbreviation for where you resided on December 31, 2008.

Nonresidents—Leave these boxes blank.

Name or Address Change Box: If your name or address has changed since your last Kansas return was filed, mark an “X” in the box below the name and address area.

Deceased Taxpayer Box: If the taxpayer (or spouse, if filing a joint return), died during 2008, mark an “X” in the appropriate box below the name and address area.

First Four Letters of Last Name: Using ALL CAPITAL letters, enter the first four letters of your last name and that of your spouse in the boxes provided. If your last name has less than four letters, leave the remaining box(es) empty.

Social Security Number (SSN): You must enter the SSN(s) in the boxes on your return. To maintain the confidentiality of your tax information, SSNs are not printed on your label.

Telephone Number: Should a problem arise in processing your return, it is helpful if we have a telephone number where you can be reached during our office hours. It will be kept confidential.

FILING INFORMATION

Filing Status: Your Kansas filing status must be the same as your federal filing status. If your federal filing status is **QUALIFYING WIDOW(ER) WITH DEPENDENT CHILD**, check the **HEAD OF HOUSEHOLD** box.

If you and your spouse file a joint federal return, you must file a joint Kansas return, even if one of you is a nonresident. If you and your spouse file separate federal income tax returns, you must file separate Kansas returns.

Amended Return. If you are filing an amended return for tax year 2008, place an “X” in the AMENDED box and in the appropriate sub-box indicating the reason you are filing an amended return.



If you are filing an amended return, you **cannot** change the filing status from “joint” to “separate” after the due date has passed for filing a separate return (April 15th for calendar year taxpayers).

Residency Status: Check the appropriate box for your residency status (see the definitions on page 11).

If you and your spouse file a joint federal income tax return and one of you is a nonresident of Kansas, you must file a joint nonresident Kansas return.

Exemptions: Enter the number of exemptions claimed on your federal return. If your filing status is “Head of Household,” you are allowed an additional exemption on your Kansas return; enter a “1” in the box provided. Enter the total number of exemptions in the “Total Kansas exemptions” box. **Important**—If you are claimed as a dependent by another taxpayer, enter “0” in the “Total Kansas exemptions” box.

FOOD SALES TAX REFUND

To qualify for a refund of sales tax paid on food purchases, you must meet the qualifications for residency, taxpayer status, and qualifying income.

Residency: You must have been domiciled in Kansas for the entire 12 months of 2008. To be “domiciled in Kansas” means you have established a permanent residence in Kansas and intend to remain in Kansas. If you resided in Kansas less than 12 months of 2008, you do not qualify for the food sales tax refund, even if your filing status shown on Form K-40 is “Resident.”

Taxpayer Status: If you meet the residency qualification above, answer these questions:

- 1) Were you 55 years of age or older during 2008 (born prior to January 1, 1954)? Yes No
- 2) Were you totally and permanently disabled or blind during 2008 (regardless of age)? Yes No
- 3) Did you have a dependent child who lived with you the entire year, was born before January 1, 2008, and was under the age of 18 all of 2008? Yes No

If you answered “Yes” to one or more of these questions, you meet the taxpayer status qualification.

Qualifying Income: The income limit for a food sales tax refund is \$30,300. If you met the first two qualifications, complete the worksheet on page 4.

If you meet ALL of the qualifications for residency, taxpayer status, and qualifying income, complete Form K-40 – **or for a faster refund, use WebFile** (see page 3).

INCOME



If the amounts on lines 1, 2, or 3 are negative numbers, be sure to shade the minus (-) in the box to the left of the negative number.

LINE 1 — FEDERAL ADJUSTED GROSS INCOME

Enter on line 1 your federal **adjusted** gross income as reported on your 2008 federal income tax return.

LINE 2 — MODIFICATIONS TO FEDERAL ADJUSTED GROSS INCOME

Many taxpayers will not have any modifications. If you do not have any modifications, skip line 2 and enter the amount from line 1 on line 3.

However, if you have income that is taxable at the federal level but not taxable to Kansas, or have income that is exempt from federal taxation but taxable to Kansas, you must complete Part A of Schedule S. Review the instructions beginning on page 21 to determine if you have any modifications to your federal adjusted gross income.

LINE 3 — KANSAS ADJUSTED GROSS INCOME

If line 2 is a positive amount, add lines 1 and 2 and enter the total on line 3. If line 2 is a negative amount (be sure to shade the minus (-) in the box to the left of the amount), subtract line 2 from line 1 and enter the result on line 3.

NOTE: If the amount on line 3 is \$30,300 or less, you may qualify for the food sales tax refund. Review the qualifications on page 14 and the qualifying income worksheet on page 4.

DEDUCTIONS

LINE 4 — STANDARD OR ITEMIZED DEDUCTIONS

If you did not itemize your deductions on your federal return, you must take the standard deduction on your Kansas return. If you itemized your deductions on your federal return, you may either itemize on your Kansas return (by completing Itemized Deduction Worksheets I or II) or take the Kansas standard deduction, whichever is to your advantage.

If you are married and file separate returns, you and your spouse must use the same method of claiming deductions. If one of you itemize your deductions, then the other must also itemize.

KANSAS STANDARD DEDUCTION

Enter your Kansas standard deduction from the applicable chart or worksheet that follows.

If you can be claimed as a dependent by another taxpayer and line 1 of Form K-40 includes income other than earned income, you must use the "Standard Deduction for Dependents" worksheet.

CHART I – Standard Deduction Chart for Most People

Do not use this chart if you are 65 or older or blind, OR if someone can claim you as a dependent.

Filing status:	Enter on line 4 of Form K-40:
Single	\$3,000
Married Filing Joint	\$6,000
Married Filing Separate	\$3,000
Head of Household	\$4,500

CHART II – Standard Deduction Chart for People 65 or Older and/or Blind

If someone can claim you as a dependent, use the worksheet for dependents below.

Check if: You were 65 or older Blind
 Your spouse was 65 or older Blind

TOTAL number of boxes checked

Filing status:	Number of boxes checked:	Enter on line 4 of Form K-40:
Single	1	\$3,850
	2	\$4,700
	1	\$6,700
	2	\$7,400
Married Filing Joint	3	\$8,100
	4	\$8,800
	1	\$3,700
	2	\$4,400
Married Filing Separate	3	\$5,100
	4	\$5,800
	1	\$5,350
	2	\$6,200

STANDARD DEDUCTION WORKSHEET FOR DEPENDENTS

Use this worksheet only if someone can claim you as a dependent.

- 1) Enter the amount of your earned income. 1.
 - 2) Minimum standard deduction. 2. \$500
 - 3) Enter the larger of lines 1 or 2. 3.
 - 4) Enter the amount for your filing status:
 - Single — \$3,000
 - Married filing joint — \$6,000
 - Married filing separate — \$3,000
 - Head of household — \$4,500
 4.
 - 5) Enter the lesser of lines 3 or 4. 5.
- STOP HERE** if you are under 65 and not blind. Enter this amount on line 4 of Form K-40.
- 6) a. Check if:
 - You were 65 or older Blind
 - Your spouse was 65 or older Blind
 b. TOTAL number of boxes checked
 - c. Multiply 6b by \$850 (\$700 if married filing joint or separate) 6c.
- 7) Add lines 5 and 6c. Enter here and on line 4 of Form K-40. 7.

KANSAS ITEMIZED DEDUCTIONS

You may itemize your deductions on your Kansas return **ONLY** if you itemized your deductions on your federal return.

If you elect, on your federal return, to deduct state and local general **sales and use** taxes instead of state and local **income** taxes then your Kansas itemized deductions are the same as your federal itemized deductions. If you deduct **income** taxes on your federal return, use one of the two worksheets below to calculate your Kansas itemized deductions.

ITEMIZED DEDUCTION WORKSHEET I

Federal Adjusted Gross Income of \$159,950 or Less

(\$79,975 or less if married filing separately)

- | | | |
|--|----|----------------------|
| 1) Total itemized deductions on line 28* of federal Schedule A. | \$ | <input type="text"/> |
| 2) State and local income taxes on line 5* of federal Schedule A. | \$ | <input type="text"/> |
| 3) Kansas itemized deductions (subtract line 2 from line 1). Enter this amount on line 4 of Form K-40. | \$ | <input type="text"/> |

* Federal line number references are subject to change

ITEMIZED DEDUCTION WORKSHEET II

Federal Adjusted Gross Income Over \$159,950

(Over \$79,975 if married filing separately)

Refer to your federal itemized deductions worksheet, in your federal 1040 instruction book, not the federal Schedule A.

- | | | | |
|--|----|----------------------|---|
| 1) Divide line 11* of the "Federal Itemized Deductions Worksheet" by line 3* of that worksheet (cannot exceed 100%). | | <input type="text"/> | % |
| 2) Enter the amount from line 5 of federal Schedule A (state and local income taxes paid). | \$ | <input type="text"/> | |
| 3) Multiply line 1 by line 2. | \$ | <input type="text"/> | |
| 4) Subtract line 3 from line 2. | \$ | <input type="text"/> | |
| 5) Enter the amount from line 28* of federal Schedule A. | \$ | <input type="text"/> | |
| 6) Subtract line 4 from line 5. Enter this amount on line 4 of Form K-40. | \$ | <input type="text"/> | |

*Federal line number references are subject to change

LINE 5 — EXEMPTION ALLOWANCE

Multiply the total number of exemptions claimed on Form K-40 by \$2,250. **Important**—If you are claimed as a dependent by another taxpayer, enter "0" on line 5.

LINE 6 — TOTAL DEDUCTIONS

Add lines 4 and 5. Enter the total on line 6.

LINE 7 — TAXABLE INCOME

Subtract line 6 from line 3. Enter the result on line 7. If line 7 is less than zero, enter "0".

TAX COMPUTATION

LINE 8 — TAX

If line 7 is **\$50,000 or less**, use the **Tax Tables** beginning on page 25 to find the amount of your tax.

If line 7 is **more than \$50,000**, you must use the **Tax Computation Schedules** on page 29 to compute your tax. If you are married filing jointly, use Schedule I. All others will use Schedule II.



Residents – If you are filing as a resident, skip lines 9 and 10 and go to line 11.

Nonresidents – If you are filing as a nonresident, you must complete Part B of Schedule S. Follow the instructions on page 24.

LINE 9 — NONRESIDENT ALLOCATION PERCENTAGE

Enter the percentage from Schedule S, Part B, line B23. If 100%, enter 100.0000.

LINE 10 — NONRESIDENT TAX

Multiply line 8 by the percentage on line 9 and enter the result on line 10.

LINE 11 — KANSAS TAX ON LUMP SUM DISTRIBUTIONS

If you received income from a lump sum distribution and there was a federal tax imposed on this income in accordance with federal Internal Revenue Code Section 402(e), then you are subject to Kansas tax on your lump sum distribution.

If you are a resident, enter **13%** of the federal **tax** on your lump sum distribution (determined on federal Form 4972) on line 11. If you are a nonresident, leave line 11 blank.

Note: If you are paying a federal tax on a lump sum distribution received from the Kansas Public Employees' Retirement System (KPERs), prorate the federal tax. Divide the Kansas taxable portion of the distribution (accumulated interest plus any contributions made since July 1, 1984, that have **not** been previously added back on your Kansas income tax returns) by the total portion of the distribution.

LINE 12 — TOTAL KANSAS TAX

If you are filing this return as a **resident**, add lines **8** and **11** and enter the result on line 12. If you are filing this return as a **nonresident**, enter the amount from line **10** again on line 12.

CREDITS

LINE 13 — CREDIT FOR TAXES PAID TO OTHER STATES

If you paid income tax to another state, you may be eligible for a credit against your Kansas tax liability. If you had income from a state that has no state income tax, make no entry on line 13 and go to line 14.

Note: If you are eligible for a tax credit paid to another state, the credit amount cannot exceed the tax liability shown on the other state's tax return. The tax liability is **NOT** the amount of tax withheld for the other state.



To receive a credit for taxes paid to another state, you must enclose a copy of the other state(s) tax return and supporting schedules with Form K-40. Copies of the other state's W-2 forms are NOT acceptable. If claiming a foreign tax credit, and you were required to complete federal Form 1116, enclose a copy with your Kansas return.

Foreign Tax Credit: As used in this section, "state" means any state of the United States, District of Columbia, Puerto Rico, any territory or possession of the United States and any foreign country or political subdivision of a foreign country. The Kansas credit for foreign taxes is first limited to the difference between the actual tax paid to the foreign country and the foreign tax credit allowed on your federal return.

If you claimed the foreign tax paid as an itemized deduction on your federal return, no credit is allowed in this section.

Foreign Tax Credit Worksheet	
A. 2008 tax paid to the foreign country	\$ _____
B. LESS: Federal foreign tax credit allowed	\$ _____
C. EQUALS: Kansas foreign tax limitation amount. Enter this amount on line 1 of the other state's tax credit worksheet for your Kansas residency status	\$ _____

Taxes Paid to Other States by Kansas Residents: If you are a Kansas resident you may claim this credit if:

- Your total income on line 1 includes income earned in the other state(s); AND
- You were required to pay income tax to the other state(s) on that income.



IMPORTANT: Your credit is NOT the amount of tax withheld in the other state(s), it is determined from the "Worksheet for Residents." Complete the tax return(s) for the other state(s) before using this worksheet.

If you paid taxes to more than one state, complete a worksheet for each state, combine the results, and enter the total on line 13, Form K-40.

Worksheet for Residents	
1) Amount of 2008 tax actually paid to the other state	\$ _____
2) Total Kansas tax (Line 12, Form K-40)	\$ _____
3) Other state's adjusted source income (In many states the adjusted source income is reported on an income allocation schedule, which should show the amount to enter here)	\$ _____
4) Kansas adjusted gross income (Line 3, Form K-40)	\$ _____
5) Percentage limitation (Divide line 3 by line 4)	_____ %
6) Maximum credit allowable (Multiply line 2 by line 5)	\$ _____
7) Credit for taxes paid to the other state (Enter the <u>lesser</u> of line 1 or line 6; enter also on line 13, Form K-40)	\$ _____

Taxes Paid to Other States by Part-year Residents that file as Nonresidents: If you are filing as a nonresident of Kansas you may claim this credit if:

- You were a Kansas resident for part of the year,
- Your total income reported to Kansas includes income earned in the other state while you were a Kansas resident, AND
- You were required to pay taxes on that other state's income.

Complete the following worksheet to determine your credit. If the credit is based on taxes paid to more than one state, complete a worksheet for each state, combine the results, and enter the total on line 13, Form K-40.

Worksheet for Part-year Residents filing as Nonresidents	
1) Amount of 2008 tax actually paid to the other state	\$ _____
2) Total Kansas tax (line 12, Form K-40)	\$ _____
3) Other state's adjusted source income (In many states the adjusted source income is reported on an income allocation schedule, which should show the amount to enter here) ...	\$ _____
4) Kansas modified source income (Line B21, Part B, Schedule S)	\$ _____
5) Income earned in the other state while a Kansas resident (Amount of the adjusted source income in the other state for which you are taking a tax credit and which is included in your Kansas source income)	\$ _____
6) Percentage limitation (Divide line 5 by line 3)	_____ %
7) Amount of other state's tax applicable to income reported to Kansas (Multiply line 1 by line 6)	\$ _____
8) Percentage limitation (Divide line 5 by line 4)	_____ %
9) Maximum credit allowable (Multiply line 2 by line 8)	\$ _____
10) Credit for taxes paid to the other state (Enter the <u>lesser</u> of line 7 or line 9; enter also on line 13, Form K-40)	\$ _____

LINE 14 — CREDIT FOR CHILD AND DEPENDENT CARE EXPENSES

This credit is available to residents only. Nonresidents are not eligible for this credit.

Multiply the amount of credit allowed against your federal income tax liability on your federal return (from federal Form 2441) by **25%**. Enter the result on line 14.

LINE 15 — OTHER CREDITS

Enter on line 15 the total of all other tax credits for which you are eligible. You must complete and enclose with your Form K-40 the required schedule to claim any of the following credits:

<u>Credit</u>	<u>Schedule Required</u>
Adoption Credit	K-47
Agritourism Liability Insurance Credit	K-33
Alternative Fuel Credit	K-62
Angel Investor Credit	K-30
Assistive Technology Contribution Credit	K-42
Bio-Mass to Energy Credit	K-79
Business and Job Development Credit	K-34
Business Machinery and Equipment Credit	K-64
Carryback of Net Operating Farm Loss Refund	K-67
Child Day Care Assistance Credit (employers only) ..	K-56
Coal/Coke Gasification Nitrogen Fertilizer Plant Credit	K-78
Community Service Contribution Credit	K-60
Declared Disaster Capital Investment Credit	K-87
Disabled Access Credit	K-37
Electric Cogeneration Facility Credit	K-83
Environmental Compliance Credit	K-81
Film Production Credit	K-86
High Performance Incentive Program Credit	K-59
Historic Preservation Credit	K-35
Historic Site Contribution Credit	K-75
Individual Development Account Credit	K-68
Integrated Coal Gasification Power Plant Credit	K-80
Kansas Center for Entrepreneurship Credit	K-31
Kansas Law Enforcement Training Center Credit	K-72
Kansas National Guard/Reserve Employer Credit	K-74
Petroleum Refinery Credit	K-73
Plugging an Abandoned Gas or Oil Well Credit	K-39
Qualifying Pipeline Credit	K-77
Regional Foundation Contribution Credit	K-32
Research & Development Credit	K-53
Single City Port Authority	K-76
Small Employer Healthcare Credit	K-57
Storage and Blending Equipment Credit	K-82
Swine Facility Improvement Credit	K-38
Telecommunications Property/Income Tax Credit	K-36
Temporary Assistance to Families Contribution Credit	K-61
Venture and Local Seed Capital Credit	K-55

LINE 16 — TOTAL TAX CREDITS

Add lines 13, 14, and 15 and enter the result on line 16.

LINE 17 — BALANCE

Subtract line 16 from line 12 and enter the result. (If the result is zero or a negative amount, enter "0" on line 17.)

LINE 18 — CONSUMERS' COMPENSATING USE TAX
(Refer to page 43 for an explanation of this tax)

Enter on line 18 the compensating use tax due on purchases of items from retailers located outside of Kansas on which no sales tax was paid (including freight, shipping or handling fees).

If you made untaxed out-of-state purchases, but do not know the amount of those purchases, use the following chart to estimate the compensating use tax for calendar year 2008.

Adjusted Gross Income Chart
for Use Tax Computation

Find your Kansas adjusted gross income in the chart and enter the use tax indicated on line 18 of Form K-40. For example, if the Kansas adjusted gross income on line 3 is \$32,000, you would enter \$25 on line 18 of Form K-40.

If Line 3, Form K-40 is at least	but less than	Enter the following Use Tax amount on Line 18, Form K-40
\$0	\$15,000	\$ 5
\$15,000	\$30,000	\$15
\$30,000	\$45,000	\$25
\$45,000	\$60,000	\$35
\$60,000	\$75,000	\$45
\$75,000 and over – multiply the amount on line 3 of Form K-40 by .068% (.00068) and round to the nearest whole dollar.		



An entry is required on line 18. If no untaxed out-of-state purchases were made or you did not live in Kansas during 2008, enter a zero on line 18. If you are currently registered to report and remit Kansas compensating use tax, continue to do so on Form CT-10U, Compensating Use Tax Return, and enter a zero on line 18.

LINE 19 — TOTAL TAX BALANCE

Add lines 17 and 18 and enter the result on line 19.

WITHHOLDING AND PAYMENTS

LINE 20 — KANSAS INCOME TAX WITHHELD

Add the Kansas withholding amounts shown on your W-2 forms (also 1099s and K-19 forms, if applicable). Enter the total on line 20. The Department of Revenue does not require that you enclose copies of W-2s or 1099s with Form K-40, but reserves the right to request them at a later date. You must, however, enclose any K-19 forms with your Form K-40.

If you have not received a W-2 form from your employer by January 31, or if the form you received is incorrect or not legible, contact your employer.

LINE 21 — ESTIMATED TAX PAID

Enter the total of your 2008 estimated tax payments plus any 2007 overpayment you had credited forward to 2008.

LINE 22 — AMOUNT PAID WITH KANSAS EXTENSION

Enter the amount paid with your request for an extension of time to file.

LINE 23 — EARNED INCOME CREDIT

This credit is available to residents only. Nonresidents are not eligible for this credit.

Multiply the amount of credit allowed on your federal return by 17%. You may choose to have the IRS compute your federal earned income credit. If you do not receive the information from the IRS before the deadline for filing your Kansas return you should complete Form K-40 without the credit, and be sure to pay any amount you owe. Once the IRS sends you the completed earned income credit figures, you may then file an amended Kansas return to claim the credit. See *Amending Your Return* on page 13 of this booklet.

LINE 24 — REFUNDABLE PORTION OF TAX CREDITS

Enter the total refundable portion of these credits:

Business Machinery and Equipment Credit	K-64
Carryback of Net Operating Farm Loss Refund	K-67
Child Day Care Assistance Credit (employers only)	K-56
Community Service Contribution Credit	K-60
Declared Disaster Capital Investment Credit	K-87
Disabled Access Credit	K-37
Historic Site Contribution Credit	K-75
Individual Development Account Credit	K-68
Regional Foundation Contribution Credit	K-32
Single City Port Authority Credit	K-76
Small Employer Healthcare Credit	K-57
Telecommunications and Railroad Credit	K-36

LINE 25 — FOOD SALES TAX REFUND

Refer to the qualifications for this refund on page 14. If you meet all the qualifications, enter the refund amount on line 25.

To compute your food sales tax refund, you will need the number of exemptions in the "Total Exemptions" box on the front of Form K-40, and your qualifying income amount from line 30 of the Qualifying Income Worksheet on page 4.

If your qualifying income on line 30 of the worksheet is:

- \$0 to \$15,150 – multiply the number of exemptions by \$80. Enter the refund amount on line 25.
- \$15,151 to \$30,300 – multiply the number of exemptions by \$39. Enter the refund amount on line 25.
- \$30,301 or greater – you are not eligible for the refund.

LINE 26 — CASH REMITTED ON ORIGINAL RETURN

Use this line ONLY if you are filing an amended K-40 for the 2008 tax year. Enter the amount of money you remitted to the Department of Revenue with your original 2008 return.

LINE 27 — OVERPAYMENT FROM ORIGINAL RETURN

Use this line ONLY if you are filing an amended K-40 for the 2008 tax year. Enter the amount of overpayment shown on your original return. Since you were refunded this amount or it was credited forward, this amount is a subtraction entry.

LINE 28 — TOTAL REFUNDABLE CREDITS

Add lines 20 through 26 and subtract line 27; enter the result on line 28.

BALANCE DUE

LINE 29 — UNDERPAYMENT

If your tax balance on line 19 is greater than your total credits on line 28, enter the difference on line 29.

LATE CHARGES

If the amount on line 29 is not paid by the due date, penalty and interest will be added according to the rules outlined in lines 30 and 31.

Extension of Time to File Your Return: Interest is due on any delinquent tax balance, even if you have been granted an extension of time to file the return. If **90%** of your tax liability is paid on or before the *original* due date of your return, an automatic extension is applied and no penalty is assessed.

LINE 30 — INTEREST

Compute interest at **.5% for each month** (or fraction thereof) from the *original* due date of the return on the amount on line 29.

LINE 31 — PENALTY

Compute penalty at **1% per month** (or fraction thereof) from the *original* due date of the return on the amount on line 29. The maximum penalty is 24%.

LINE 32 — ESTIMATED TAX PENALTY

If the amount on line 29 minus line 18 is at least \$500 and is more than 10% of the tax on line 17, you may be subject to an estimated tax penalty. To determine if you have a penalty, complete Schedule K-210, found in this booklet. If you have a penalty on Schedule K-210, enter the amount on line 32. If the amount on line 29 minus the amount on line 17 is \$500 or more, you may not be subject to an estimated tax penalty if you meet one of the two exceptions: **1)** if withholdings and/or estimated payments (lines 20 & 21) equal or exceed 100% of the prior year's tax liability (line 17 from last year's return) or, **2)** if your withholdings and/or estimated payments (lines 20 & 21) equal or exceed 90% of this year's income tax liability (line 17).



If at least two-thirds of your income is from farming or fishing, mark an "X" in the box on line 32.

LINE 33 — AMOUNT YOU OWE

Add lines 29 through 32 and enter the total on line 33. This amount should be paid in full with the return. A balance due of less than \$5 need not be paid. You may make a donation to any or all of the contribution programs on lines 36 through 39, even if you have a balance due. Just add these amounts to your tax and write one check for the total of tax due and your contribution(s).

The Department of Revenue offers the following three options to pay your Kansas tax:

Credit Card. To pay by credit card, contact our service provider, Official Payments Corporation. Based on the amount of tax you are paying, a convenience fee will be charged.

Official Payments Corporation
1-800-2PAYTAX (1-800-272-9829)
www.officialpayments.com

Direct Payment. If you choose WebFile or IRS e-File to file your Kansas return, **Direct Payment** is an option during the filing process to pay your balance due. If you file a paper return you also have the option to make an *electronic payment* by calling the Department of Revenue toll-free at 1-866-450-6490 or visit <https://www.kdor.org/personaltax/mainpage.aspx> for an on-line transaction.

When you select Direct Payment, and provide your bank routing number and bank account number, you are authorizing the department to initiate an electronic payment from your account for payment of your balance due. Direct Payment allows you to "file now, pay later." For example, if you file your return on February 20th and elect Direct Payment, you may choose to have your bank account debited on the April 15th due date.

With Direct Payment, you are also assured that your payment is made on time. Direct payment authorizations on returns filed by midnight of April 15th are considered to be timely paid.

Direct Payment saves time – no check to write and no K-40V voucher to complete and mail. If you need to revoke your election of this payment authorization, you must notify the department at 1-800-525-3901 by 4:00 PM; two business days before the scheduled payment date.



You should check with your financial institution to be sure they allow an electronic debit (withdrawal) from your account.

Check or Money Order. If you choose this payment option, you must complete and submit Form K-40V with your payment. Write your Social Security number on your check or money order and make it payable to “Kansas Income Tax.” If you are making a payment for someone else (i.e., daughter, son, parent), write that person’s name and Social Security number on the check. DO NOT send cash. DO NOT staple or tape your payment to the Form K-40V or Form K-40. Instead, enclose it loosely with your return.

Returned checks: A fee of \$30.00, plus costs for a registered letter (currently \$9.62), is charged on all returned checks.

REFUND

LINE 34 — OVERPAYMENT

If your tax balance, line 19, is less than your total credits, line 28, enter the difference on line 34. **NOTE:** An overpayment less than \$5 will not be refunded, but may be carried forward as a credit to next year’s return (line 35), or contributed to any of the contribution programs on lines 36 through 39.

LINE 35 — CREDIT FORWARD

Enter the portion of line 34 you wish to have applied to your 2009 Kansas estimated income tax (must be \$1 or more).

If the amount on line 34 is less than \$5, you may carry it forward to 2009 as an additional credit even if you do not make estimated tax payments.

You may make voluntary contributions to any of the tax deductible programs/funds listed on LINES 36 through 39 of Form K-40 – see the following instructions. Your contribution(s) **will reduce** your **refund** or **increase** the **amount you owe**.



Examination Adjustment: *If your overpayment is decreased due to an adjustment to your return, any contributions you have made will be reduced by that amount. If your overpayment is increased, your contribution amount(s) will remain the same.*

LINE 36 — CHICKADEE CHECKOFF PROGRAM

Contributions to the Kansas Nongame Wildlife Improvement program will help improve the quality of wildlife in Kansas. Last year’s contributions were used to:

- Conduct a statewide mammals atlas to update critical information for sensitive mammal populations for sensitive species evaluations and recovery.
- Monitor bald eagle populations and nesting success.
- Perform recovery plan strategies for state endangered species.
- Continue research on declining aquatic animals in southeast Kansas and restore declining freshwater clams.

- Continue long-term nongame projects such as the Kansas Winter Birdfeeder Survey, Bluebird Nest Program, and Backyard Nongame Wildlife Habitat Improvement Program.
- Help support the (OWLS) Outdoor Wildlife Learning Sites for schools.

Enter on line 36 the amount you wish to contribute to this program (must be \$1 or more).

LINE 37 — SENIOR CITIZENS MEALS ON WHEELS CONTRIBUTION PROGRAM

All contributions are used solely for the purpose of providing funds for the Senior Citizens Meals On Wheels Contribution Program. The meals are prepared by a dietary staff and are delivered by volunteers. The underlying objective of the program is to prevent deterioration of the elderly and handicapped individuals in the community, thus making it possible for them to live independently in their own homes for as long as possible. The friendly visit with the volunteers is socially helpful and the daily visit is important in case of an emergency situation.

Enter on line 37 the amount you wish to contribute to this program (must be \$1 or more).

LINE 38 — KANSAS BREAST CANCER RESEARCH FUND

The Kansas Breast Cancer Research Fund is devoted to ending suffering and death from breast cancer in Kansas. Every dollar collected stays in Kansas to bring the latest in breast cancer prevention, early detection, diagnosis, and treatment to Kansans. This research will be conducted at the University of Kansas Cancer Center. With the hope of finding a cure for breast cancer, the purpose of this fund is to help save lives and significantly enhance the health of Kansans living with breast cancer.

Enter on line 38 the amount you wish to contribute to this fund (must be \$1 or more).

LINE 39 — MILITARY EMERGENCY RELIEF FUND

Contributions will be used to help military families with the cost of food, housing, utilities and medical services incurred while a member of the family is on active military duty.

Enter on line 39 the amount you wish to contribute to this fund (must be \$1 or more).

LINE 40 — REFUND

Add lines 35 through 39 and subtract the result from line 34. This is your refund amount. If line 40 is less than \$5, it will not be refunded, however, you may carry it forward to be applied to your 2009 Kansas income tax liability (enter the amount on line 35). If you do carry it forward, please remember to claim it as an estimate payment on line 21 of the 2009 return. You also have an option to apply it to one of the contribution programs/funds (lines 36 through 39 of Form K-40).

If you file a **paper return**, you will need to **allow 8 weeks** from the date you mail it to receive your refund. Errors, inaccurate forms, photocopied forms, or incomplete information will delay processing even longer. **For a fast refund – 7 days or less – file your return electronically!** See page 3 for details.

Refund Set-off Program: Kansas law provides that if you owe any delinquent debt (Kansas tax, child support, student loans, etc.) to a Kansas state agency, municipality, municipal court or district court, your income tax refund will be applied (set-off) to that delinquent debt. **The set-off process will cause a 10 to 12 week delay to any remaining refund.**

SIGNATURE

Your income tax return **must be signed**. You will not receive your refund if your return is not signed. Both taxpayers must sign a joint return even if only one had income. If the return is prepared by someone other than you, the preparer should also sign in the space provided.

If you are filing a return on behalf of a decedent, the return should be signed by the executor/executrix. If it is a joint return filed by the surviving spouse, indicate on the spouse's signature line "Deceased" and the date of death. **If a refund is due, enclose the required documents (see instructions for Deceased Taxpayers on page 13).**

PREPARER AUTHORIZATION BOX

In some cases it may be necessary for the Department of Revenue to contact you about your tax return. By marking the box above the signature line, you are authorizing the director or director's designee to discuss your tax return and any enclosures with your tax preparer.

MAILING YOUR RETURN

Before mailing your return, please be sure:

- ✓ you have completed all required information on the return.
- ✓ your numbers are legible in each box.
- ✓ you have enclosed, but not attached all K-19 forms.
- ✓ you have **enclosed Schedule S** if you have a modification on line 2 of Form K-40 or if you filed as a nonresident or part-year resident.
- ✓ you have completed and enclosed Form K-40V if you are making a tax payment.
- ✓ you signed your return.



If you file Form K-40 using a Kansas address, do not include a copy of your federal return. However, keep a copy as it may be requested by the department at a later date. If your Form K-40 shows an address other than Kansas, you must enclose a copy of your federal return (1040EZ, 1040A or 1040 and applicable Schedules A-F) with your Kansas return.

SCHEDULE S LINE-BY-LINE INSTRUCTIONS

PART A

MODIFICATIONS TO FEDERAL ADJUSTED GROSS INCOME

ADDITIONS TO FEDERAL ADJUSTED GROSS INCOME

These are items of income that are not taxed or included on your federal return but are taxable to Kansas.

LINE A1 — State and Municipal Bond Interest

Enter interest income received, credited or earned by you during the taxable year from any state or municipal obligations such as bonds and mutual funds. Reduce the income amount by any related expenses (management or trustee fees, etc.) directly incurred in purchasing these state or political subdivision obligations.

DO NOT include interest income on obligations of the state of Kansas or any Kansas political subdivision issued after 12/31/87, or the following bonds exempted by Kansas law:

- Board of Regents Bonds for Kansas Colleges and Universities
- Electrical Generation Revenue Bonds
- Industrial Revenue Bonds
- Kansas Highway Bonds
- Kansas Turnpike Authority Bonds
- Urban Renewal Bonds

If you are a shareholder in a fund that invests in both Kansas and other states' bonds, only the Kansas bonds are exempt. Use the information provided by your fund administrator to determine the amount of taxable (non-Kansas) bond interest to enter here.

LINE A2 — Contributions to Public Employees' Retirement Systems

Individuals affected are state employees, teachers, school district employees and other regular and special members of KPERS, regular and special members of the Kansas Police and Firemen's Retirement System and members of the Justice and Judges Retirement System.

Current employees: Enter the amount you **contributed** from your salary to the Kansas Public Employees' Retirement System (KPERS) as shown on your W-2 form, typically box 14.

Retired employees: If you are receiving RETIREMENT checks from KPERS, the amount of your retirement income is subtracted on line A12—Retirement benefits specifically exempt from Kansas income tax. Make no entry on this line unless you also made contributions to KPERS during 2008 (for example, you retired during 2008).

Lump Sum Distributions: If you received a lump sum KPERS distribution during 2008, include on line A2 your 2008 KPERS contributions and follow the instructions for line A17—Other subtractions from federal adjusted gross income.

LINE A3 — Federal Net Operating Loss Carry Forward

Enter any federal net operating loss carry forward claimed on your 2008 federal income tax return.

LINE A4 — Contributions to a Regional Foundation

Enter the amount of any charitable contribution claimed on your federal return used to compute the Regional Foundation Community Contribution Credit on Schedule K-32.

LINE A5 — Other Additions to Federal Adjusted Gross Income

Enter on line A5 the following additions to your federal adjusted gross income:

- **Individual Development Account (IDA).** CONTRIBUTORS: Enter amount of the contribution claimed to the extent the same is the basis for claiming the IDA Credit on Schedule K-68. ACCOUNT HOLDERS: Enter amounts received as withdrawals that are not used to pay for education expenses; job training costs; purchase of primary residence; or major repairs or improvement to a primary residence.
- **Federal Income Tax Refund.** Generally, there will be no entry here unless you amended your federal return for a

prior year due to an investment credit carry back or a net operating loss carry back which resulted in you receiving a federal income tax refund in 2008 for that prior year.

- **Disabled Access Credit Modification.** Amount of any depreciation deduction or business expense deduction claimed on your federal return that was used to determine the Disabled Access Credit on Schedule K-37.
- **Partnership, S Corporation or Fiduciary Adjustments.** If you received income from a partnership, S corporation, joint venture, syndicate, estate or trust, enter your proportionate share of any required addition adjustments. The partnership, S Corporation, or trustee will provide you with the necessary information to determine these amounts.
- **Community Service Contribution Credit.** The amount of any charitable contribution claimed on your federal return used to compute the Community Service Contribution Credit on Schedule K-60.
- **Swine Facility Improvement Credit.** The amount of any costs claimed on your federal return and used as the basis for this credit on Schedule K-38.
- **Learning Quest Education Savings Program.** The amount of any "nonqualified withdrawal" from the Learning Quest Education Savings Program.
- **Small Employer Healthcare Credit.** Reduce the amount of expense deduction that is included in federal adjusted gross income by the dollar amount of the credit claimed.
- **Expenditures – Energy Credits.** Enter the amount of any expenditures claimed to the extent the same is claimed as the basis for any credit allowed on Credit Schedule K-73, K-77, K-78, K-79, K-80, K-81, K-82 or K-83.
- **Amortization – Energy Credits.** Enter the amount of any amortization deduction claimed on the federal income tax return to the extent the same is claimed for deduction with regard to Credit Schedule K-73, K-77, K-78, K-79, K-82 or K-83 and any amount claimed in determining federal adjusted gross income on carbon dioxide recapture, sequestration or utilization machinery and equipment, or waste heat utilization system property.
- **Ad Valorem or Property Taxes.** Enter the amount of Ad Valorem or Property Taxes paid by a nonresident of Kansas to a state other than Kansas or to a local government located outside of Kansas, when the law of such state does not allow a Kansas resident to claim a deduction of Ad Valorem or Property Taxes paid to a Kansas political subdivision in determining taxable income (for income tax purposes) in such other state, to the extent that such taxes are claimed as an itemized deduction for federal income tax purposes.

LINE A6 — Total Additions to Federal Adjusted Gross Income

Add lines A1 through A5 and enter the result on line A6.

SUBTRACTIONS FROM FEDERAL ADJUSTED GROSS INCOME

These are items of income that are taxable on your federal return but are not taxable to Kansas.

LINE A7 — Social Security Benefits

If the amount on Line 1 of Form K-40, Kansas Individual Income Tax Return, is \$75,000 or less, (regardless of your filing status) enter on line A7 the amount received as benefits in 2008 under the Social Security Act (including SSI) to the extent these benefits are included in federal adjusted gross income. **Do not make an entry** if your social security benefit is not subject to federal income tax.

LINE A8 — KPERs Lump Sum Roll Overs

Enter any amounts withdrawn from a qualified retirement account and include any earnings thereon to the extent that the amounts withdrawn were: **1)** Originally received as a KPERs lump sum payment at retirement that you rolled over into a qualified retirement account, and **2)** the amount entered is included in federal adjusted gross income (included in line 1 of Form K-40). **Do not make an entry** if the amount withdrawn consists of income that was originally received from retirement annuity contracts purchased for faculty and others employed by the State Board of Regents or by educational institutions under its management with either their direct contributions or through salary reduction plans or, a pension received from any Kansas first class city that is not covered by the Kansas Public Employee's Retirement System.

LINE A9 — Interest on U.S. Government Obligations

Enter any interest or dividend income received from obligations or securities of any authority, commission or instrumentality of the United States and its possessions that was included in your federal adjusted gross income. This includes U.S. Savings Bonds, U.S. Treasury Bills, and the Federal Land Bank. You must reduce the interest amount by any related expenses (management or trustee fees, etc.) directly incurred in the purchase of these securities.

If you are a shareholder in a mutual fund that invests in both exempt and taxable federal obligations, only that portion of the distribution attributable to the exempt federal obligations may be subtracted here.

Retain a schedule showing the name of each U.S. Government obligation interest deduction claimed, as it may be requested by the department at a later date.

Interest from the following are taxable to Kansas and may NOT be entered on this line:

- Federal National Mortgage Association (FNMA)
- Government National Mortgage Association (GNMA)
- Federal Home Loan Mortgage Corporation (FHLMC)

LINE A10 — State or Local Income Tax Refund

Enter any state or local income tax refund included as income on your federal return.

LINE A11 — Kansas Net Operating Loss Carry Forward

Enter the amount from line 14 of Schedule CRF if it is the first year of carry forward or line 16a-j of Schedule CRF if it is any of the years following. Enclose a Schedule CRF for each loss year.

LINE A12 — Exempt Retirement Benefits

If you are **receiving** retirement benefits/pay, use this line to report **retirement benefits** exempt from Kansas income tax (do not include Social Security benefits on this line). For example, KPERs retirement benefits are subject to federal income tax, but exempt from Kansas income tax. You must make a specific entry on Schedule S to report these exempt benefits. On line A12 enter the total amount of benefits received from these plans that was included in your federal adjusted gross income. Do not enclose copies of the 1099R forms with your return but keep copies for your records in case the Department of Revenue requires verification at a later date.

- **Federal Retirement Benefits:** Federal Civil Service Retirement or Disability Fund payments and any other amounts received as retirement benefits from employment by the federal government or for service in the United States Armed Forces.

- **Kansas Pension Plans:**
 - Kansas Public Employees' Retirement Annuities
 - Kansas Police and Firemen's Retirement System Pensions
 - Kansas Teachers' Retirement Annuities
 - Kansas Highway Patrol Pensions
 - Justices and Judges Retirement System
 - Board of Public Utilities
 - Income from retirement annuity contracts purchased for faculty and others employed by the State Board of Regents or by educational institutions under its management with either their direct contributions or through salary reduction plans
 - Amounts received by retired employees of Washburn University as retirement and pension benefits under the university's retirement plan
 - Certain pensions received from Kansas first class cities that are not covered by the Kansas Public Employee's Retirement System
- **Railroad Retirement Benefits:** Any retirement plan administered by the U.S. Railroad Retirement Board, including U.S. Railroad Retirement Benefits, tier I, tier II, dual vested benefits, and supplemental annuities.

LINE A13 — Military Compensation of a Nonresident Servicemember

Enter on line A13 the amount of the military compensation earned in tax year 2008 **only** if you are a **nonresident** of the state of Kansas. See *MILITARY PERSONNEL* on page 11.

LINE A14 — Qualified Long-Term Care (LTC) Insurance Premiums

Enter the amount of the premium costs paid for qualified LTC insurance contracts*. Limitations are as follows:

Single, Head of Household, and Married Filing Separate filers purchasing a LTC contract for the named taxpayer will be limited to one (1) \$800 subtraction modification per return.

Married Filing Joint filers purchasing LTC contracts for both named taxpayers will be limited to two (2) \$800 subtraction modifications per return (for a total subtraction of \$1,600).

* A **Kansas** "qualified" LTC insurance contract is one that meets the definition of a **federal** "qualified" LTC insurance contract. This subtraction modification is in addition to any federal deduction.

LINE A15 — Learning Quest Education Savings Program

Enter the amount of contributions deposited in the Learning Quest Education Savings Program, or a qualified 529 tuition program established by another state, up to a maximum of \$3,000 per student (beneficiary), or \$6,000 per student (beneficiary) if your filing status is married filing joint.

LINE A16 — Armed Forces Recruitment, Sign-Up or Retention Bonus

Enter amounts received as a recruitment, sign up or retention bonus you received as an incentive to join, enlist or remain in the armed forces of the United States (including Kansas Army and Air National Guard), to the extent they are included in federal adjusted gross income. Also enter amounts you received for repayment of educational or student loans incurred by you or for which you are obligated that you received as a result of your service in the armed forces of the United States, to the extent included in federal adjusted gross income.

LINE A17 — Other Subtractions from Federal Adjusted Gross Income

Enter on line A17 a total of the following subtractions from your federal adjusted gross income. You may NOT subtract the amount of your income reported to another state.

- **Individual Development Account (IDA):** Enter amount of income earned on contributions deposited to an IDA established to pay for education expenses; job training costs; purchase of primary residence; or major repairs or improvement to a primary residence.
- **Jobs Tax Credit:** Enter the amount of the federal targeted jobs tax credit disallowance claimed on your federal income tax return.
- **Kansas Venture Capital, Inc. Dividends:** Enter dividend income received from Kansas Venture Capital, Inc.
- **KPERS Lump Sum Distributions:** Employees who terminated KPERS employment after July 1, 1984, and elect to receive their contributions in a lump sum distribution will report their taxable contributions on their federal return. Subtract the amount of the withdrawn accumulated contributions or partial lump-sum payment(s) to the extent either is included in federal adjusted gross income. See NOTICE 05-04 for additional information.
- **Partnership, S Corporation or Fiduciary Adjustments:** If you received income from a partnership, S Corporation, joint venture, syndicate, trust or estate, enter your proportionate share of any required subtraction adjustments. The partnership, S Corporation, or trustee will provide you with the necessary information to determine this amount.
- **S Corporation Privilege Adjustment:** If you are a shareholder in a bank, savings and loan, or other financial institution that is organized as an S Corporation, enter the portion of any income received that was not distributed as a dividend. This income has already been taxed on the privilege tax return filed by the S Corporation financial institution.
- **Sale of Kansas Turnpike Bonds:** Enter the gain from the sale of Kansas Turnpike Bonds that was included in your federal adjusted gross income.
- **Electrical Generation Revenue Bonds:** Enter the gain from the sale of Electrical Generation Revenue Bonds that was included in your federal adjusted gross income.
- **Native American Indian Reservation Income:** Enter the amount of income earned on a reservation, by a native American Indian residing on his or her tribal reservation, to the extent included in federal adjusted gross income.
- **Amortization – Energy Credits:** Enter the amount of amortization deduction allowed relating to Credit Schedule K-73, K-77, K-78, K-79, K-82 or K-83, and the amount of amortization deduction allowed for carbon dioxide capture, sequestration or utilization machinery and equipment, or waste heat utilization system property. **Note:** 55% of the amortization costs may be subtracted in the first year and 5% may be subtracted for each of the succeeding nine years.

LINE A18— Total Subtractions from Federal Adjusted Gross Income

Add lines A7 through A17 and enter the result on line A18.

LINE A19 — Net Modifications

Subtract line A18 from line A6. If line A6 is larger than line A18, enter the result on line 2 of Form K-40. If line A18 is larger than line A6 (or A6 is zero), enter the result on line 2 of Form K-40 and mark the box to the left to indicate it is a negative amount.

PART B NONRESIDENT ALLOCATION

If you are filing as a nonresident, you must complete Part B. The purpose of Part B is to determine what percent of your total income from all sources and states is from Kansas sources.

INCOME

LINES B1 through B11

This section is divided into two columns. In the left-hand column, enter the amounts for lines B1 through B11 directly from your 2008 federal return. In the right-hand column enter the amounts from Kansas sources.

A part-year resident who elects to file as a nonresident must include as income subject to Kansas income tax, unemployment compensation derived from sources in Kansas, any items of income, gain or loss, or deduction received while a Kansas resident (whether or not these items were from Kansas sources), as well as any income derived from Kansas sources while a nonresident of Kansas.

Kansas source income includes:

- All income earned while a Kansas resident
- Income from services performed in Kansas,
- Kansas lottery, pari-mutuel, casino and gambling winnings
- Income from real or tangible personal property located in Kansas
- Income from a business, trade, profession or occupation operating in Kansas, including partnerships and S Corporations
- Income from a resident estate or trust, or income from a nonresident estate or trust that received income from Kansas sources
- Unemployment compensation derived from sources in Kansas

Income received by a nonresident from Kansas sources does NOT include:

- Income from annuities, interest, dividends, or gains from the sale or exchange of intangible property (such as bank accounts, stocks or bonds) unless earned by a business, trade, profession or occupation carried on in Kansas
- Amounts received by nonresident individuals as retirement benefits or pensions, even if the benefit or pension was “earned” while the individual was a resident of Kansas. This rule also applies to amounts received by nonresidents from 401k, 403b, 457s, IRAs, etc.
- Compensation paid by the United States for service in the armed forces of the United States, performed during an induction period
- Qualified disaster relief payments under IRC Section 139

LINE B12 — Total Income from Kansas Sources

Add lines B1 through B11 and enter the result on line B12.

ADJUSTMENTS AND MODIFICATIONS TO KANSAS SOURCE INCOME

Enter in the “Federal” column the adjustments to income shown on the front of your federal return. Federal adjustments are allowed to Kansas source income only as they apply to income related to Kansas. **The following instructions apply to the “Kansas Sources” column only.**



Enclose with your K-40 a separate sheet showing calculations of amounts entered on lines B13 through B17 in the Kansas source column.

LINE B13 — IRA/Retirement Deductions

Enter any IRA payments applicable to particular items of Kansas source income.

LINE B14 — Penalty on Early Withdrawal of Savings

Enter only those penalties for early withdrawal assessed during Kansas residency.

LINE B15 — Alimony Paid

Prorate the “alimony paid” amount claimed on your federal return by the ratio of the payer’s Kansas source income divided by the payer’s total income.

LINE B16 — Moving Expenses

Enter only those moving expenses incurred in 2008 to move into Kansas.

LINE B17 — Other Federal Adjustments

Enter the total of all other allowed Federal Adjustments* including (but not limited to):

- One-half of Self-Employment Tax Deduction – the portion of the federal deduction applicable to self-employment income earned in Kansas
- Self-Employed Health Insurance Deduction – payments for health insurance on yourself, your spouse, and dependents applicable to self-employment income earned in Kansas
- Student Loan Interest Deduction – interest payments made while a Kansas resident
- Self-employed SEP, SIMPLE and qualified plans – the portion of the federal deduction applicable to income earned in Kansas
- Business expenses for Reservists, Artists & Fee-Basis Government Officials – the portion of the federal deduction applicable to income earned in Kansas
- Domestic Production Activities Deduction – the portion of the federal deduction applicable to income earned in Kansas
- Health Savings Account Deduction – the portion of the federal deduction applicable to income earned in Kansas
- Tuition and Fees Deduction – the portion of the federal deduction applicable to income earned in Kansas
- Educator Expenses – the portion of the federal deduction applicable to income earned in Kansas

LINE B18 — Total Federal Adjustments to Kansas Source Income

Add lines B13 through B17 and enter the total on line B18.

LINE B19 — Kansas Source Income after Federal Adjustments

Subtract line B18 from line B12. Enter the result on line B19.

LINE B20 — Net Modifications Applicable to Kansas Source Income

Enter the net modifications from Schedule S, Part A that are applicable to Kansas source income. If this is a negative amount, shade the minus (–) in the box to the left of line B20.

LINE B21 — Modified Kansas Source Income

If line B20 is a positive amount, add lines B19 and B20. If line B20 is a negative amount, subtract line B20 from line B19. Enter the result on line B21.

LINE B22 — Kansas Adjusted Gross Income

Enter the amount from line 3, Form K-40.

LINE B23 — Nonresident Allocation Percentage

Divide line B21 by line B22. Round the result to the fourth decimal place; not to exceed 100.0000. Enter the result here and on line 9 of Form K-40.

* This is the list of allowed federal adjustments as of publication of this booklet (in addition to those on lines B13 through B16). You may enter on line B17 any federal adjustment allowed by federal law for tax year 2008 (not already entered on lines B13 - B16).

**2008 KANSAS TAX TABLE
FOR TAXABLE INCOME LESS THAN \$50,000**

TO FIND YOUR TAX: Read down the income columns until you find the line which includes your Kansas taxable income from line 7 of Form K-40, and read across to the column heading describing your filing status as indicated on Form K-40. The amount in that column should be entered on line 8, Form K-40.

If line 7, Form K-40 is—		And you are		If line 7, Form K-40 is—		And you are		If line 7, Form K-40 is—		And you are		If line 7, Form K-40 is—		And you are	
At Least	But Less Than	Single, Head-of-Household or Married Filing Separate	Married Filing Joint	At Least	But Less Than	Single, Head-of-Household or Married Filing Separate	Married Filing Joint	At Least	But Less Than	Single, Head-of-Household or Married Filing Separate	Married Filing Joint	At Least	But Less Than	Single, Head-of-Household or Married Filing Separate	Married Filing Joint
		Your tax is				Your tax is				Your tax is				Your tax is	
0	25	0	0												
25	50	1	1	2,750	2,800	97	97	5,500	5,550	193	193	8,250	8,300	290	290
50	100	3	3	2,800	2,850	99	99	5,550	5,600	195	195	8,300	8,350	291	291
100	150	4	4	2,850	2,900	101	101	5,600	5,650	197	197	8,350	8,400	293	293
150	200	6	6	2,900	2,950	102	102	5,650	5,700	199	199	8,400	8,450	295	295
200	250	8	8	2,950	3,000	104	104	5,700	5,750	200	200	8,450	8,500	297	297
250	300	10	10	3,000	3,050	106	106	5,750	5,800	202	202	8,500	8,550	298	298
300	350	11	11	3,050	3,100	108	108	5,800	5,850	204	204	8,550	8,600	300	300
350	400	13	13	3,100	3,150	109	109	5,850	5,900	206	206	8,600	8,650	302	302
400	450	15	15	3,150	3,200	111	111	5,900	5,950	207	207	8,650	8,700	304	304
450	500	17	17	3,200	3,250	113	113	5,950	6,000	209	209	8,700	8,750	305	305
500	550	18	18	3,250	3,300	115	115	6,000	6,050	211	211	8,750	8,800	307	307
550	600	20	20	3,300	3,350	116	116	6,050	6,100	213	213	8,800	8,850	309	309
600	650	22	22	3,350	3,400	118	118	6,100	6,150	214	214	8,850	8,900	311	311
650	700	24	24	3,400	3,450	120	120	6,150	6,200	216	216	8,900	8,950	312	312
700	750	25	25	3,450	3,500	122	122	6,200	6,250	218	218	8,950	9,000	314	314
750	800	27	27	3,500	3,550	123	123	6,250	6,300	220	220	9,000	9,050	316	316
800	850	29	29	3,550	3,600	125	125	6,300	6,350	221	221	9,050	9,100	318	318
850	900	31	31	3,600	3,650	127	127	6,350	6,400	223	223	9,100	9,150	319	319
900	950	32	32	3,650	3,700	129	129	6,400	6,450	225	225	9,150	9,200	321	321
950	1,000	34	34	3,700	3,750	130	130	6,450	6,500	227	227	9,200	9,250	323	323
1,000	1,050	36	36	3,750	3,800	132	132	6,500	6,550	228	228	9,250	9,300	325	325
1,050	1,100	38	38	3,800	3,850	134	134	6,550	6,600	230	230	9,300	9,350	326	326
1,100	1,150	39	39	3,850	3,900	136	136	6,600	6,650	232	232	9,350	9,400	328	328
1,150	1,200	41	41	3,900	3,950	137	137	6,650	6,700	234	234	9,400	9,450	330	330
1,200	1,250	43	43	3,950	4,000	139	139	6,700	6,750	235	235	9,450	9,500	332	332
1,250	1,300	45	45	4,000	4,050	141	141	6,750	6,800	237	237	9,500	9,550	333	333
1,300	1,350	46	46	4,050	4,100	143	143	6,800	6,850	239	239	9,550	9,600	335	335
1,350	1,400	48	48	4,100	4,150	144	144	6,850	6,900	241	241	9,600	9,650	337	337
1,400	1,450	50	50	4,150	4,200	146	146	6,900	6,950	242	242	9,650	9,700	339	339
1,450	1,500	52	52	4,200	4,250	148	148	6,950	7,000	244	244	9,700	9,750	340	340
1,500	1,550	53	53	4,250	4,300	150	150	7,000	7,050	246	246	9,750	9,800	342	342
1,550	1,600	55	55	4,300	4,350	151	151	7,050	7,100	248	248	9,800	9,850	344	344
1,600	1,650	57	57	4,350	4,400	153	153	7,100	7,150	249	249	9,850	9,900	346	346
1,650	1,700	59	59	4,400	4,450	155	155	7,150	7,200	251	251	9,900	9,950	347	347
1,700	1,750	60	60	4,450	4,500	157	157	7,200	7,250	253	253	9,950	10,000	349	349
1,750	1,800	62	62	4,500	4,550	158	158	7,250	7,300	255	255	10,000	10,050	351	351
1,800	1,850	64	64	4,550	4,600	160	160	7,300	7,350	256	256	10,050	10,100	353	353
1,850	1,900	66	66	4,600	4,650	162	162	7,350	7,400	258	258	10,100	10,150	354	354
1,900	1,950	67	67	4,650	4,700	164	164	7,400	7,450	260	260	10,150	10,200	356	356
1,950	2,000	69	69	4,700	4,750	165	165	7,450	7,500	262	262	10,200	10,250	358	358
2,000	2,050	71	71	4,750	4,800	167	167	7,500	7,550	263	263	10,250	10,300	360	360
2,050	2,100	73	73	4,800	4,850	169	169	7,550	7,600	265	265	10,300	10,350	361	361
2,100	2,150	74	74	4,850	4,900	171	171	7,600	7,650	267	267	10,350	10,400	363	363
2,150	2,200	76	76	4,900	4,950	172	172	7,650	7,700	269	269	10,400	10,450	365	365
2,200	2,250	78	78	4,950	5,000	174	174	7,700	7,750	270	270	10,450	10,500	367	367
2,250	2,300	80	80	5,000	5,050	176	176	7,750	7,800	272	272	10,500	10,550	368	368
2,300	2,350	81	81	5,050	5,100	178	178	7,800	7,850	274	274	10,550	10,600	370	370
2,350	2,400	83	83	5,100	5,150	179	179	7,850	7,900	276	276	10,600	10,650	372	372
2,400	2,450	85	85	5,150	5,200	181	181	7,900	7,950	277	277	10,650	10,700	374	374
2,450	2,500	87	87	5,200	5,250	183	183	7,950	8,000	279	279	10,700	10,750	375	375
2,500	2,550	88	88	5,250	5,300	185	185	8,000	8,050	281	281	10,750	10,800	377	377
2,550	2,600	90	90	5,300	5,350	186	186	8,050	8,100	283	283	10,800	10,850	379	379
2,600	2,650	92	92	5,350	5,400	188	188	8,100	8,150	284	284	10,850	10,900	381	381
2,650	2,700	94	94	5,400	5,450	190	190	8,150	8,200	286	286	10,900	10,950	382	382
2,700	2,750	95	95	5,450	5,500	192	192	8,200	8,250	288	288	10,950	11,000	384	384

2008 TAX COMPUTATION SCHEDULES

**YOU MUST USE THE TAX COMPUTATION SCHEDULES
IF YOUR TAXABLE INCOME IS \$50,000 OR MORE**



Be sure to use the proper schedule when computing tax.

SCHEDULE I—MARRIED FILING JOINT

If amount on line 7, Form K-40 is: Enter on line 8, Form K-40:

Over	But Not Over	
\$ 0	\$30,000	3.50% of line 7, Form K-40
\$30,000	\$60,000	\$1,050 plus 6.25% of excess over \$30,000
\$60,000		\$2,925 plus 6.45% of excess over \$60,000

SCHEDULE II—SINGLE, HEAD OF HOUSEHOLD, OR MARRIED FILING SEPARATE

If amount on line 7, Form K-40 is: Enter on line 8, Form K-40:

Over	But Not Over	
\$ 0	\$15,000	3.50% of line 7, Form K-40
\$15,000	\$30,000	\$525 plus 6.25% of excess over \$15,000
\$30,000		\$1,462.50 plus 6.45% of excess over \$30,000

LIST OF KANSAS UNIFIED SCHOOL DISTRICTS AND COUNTY ABBREVIATIONS

This list was furnished by the Kansas State Department of Education.

The correct school district number to be entered should be the one **where you resided on December 31, 2008**, even though you may have moved since then and your new address, county, and new school district number may be different.

The following list will assist you in locating your Unified School District Number. The districts are listed under the county in which the headquarters of the districts are located. Many

districts overlap into one or more counties, therefore, if you are unable to locate your school district in your home county, check the adjacent counties where the headquarters may be located. Further assistance may be obtained from your county clerk or local school district office.

Enter the appropriate county abbreviation and school district number in the spaces provided on your Form K-40.

<u>COUNTY (COUNTY ABBREVIATION) DISTRICT NAME AND NUMBER</u>	<u>COUNTY (COUNTY ABBREVIATION) DISTRICT NAME AND NUMBER</u>	<u>COUNTY (COUNTY ABBREVIATION) DISTRICT NAME AND NUMBER</u>	<u>COUNTY (COUNTY ABBREVIATION) DISTRICT NAME AND NUMBER</u>
ALLEN (AL) Humboldt 258 Iola 257 Marmaton Valley 256	CHEYENNE (CN) Cheylin 103 St. Francis Schools 297	DOUGLAS (DG) Baldwin City 348 Eudora 491 Lawrence 497	GREELEY (GL) Greeley County Schools 200
ANDERSON (AN) Crest 479 Garnett 365	CLARK (CA) Ashland 220 Minneola 219	EDWARDS (ED) Kinsley-Offerle 347 Lewis 502	GREENWOOD (GW) Eureka 389 Hamilton 390 Madison-Virgil 386
ATCHISON (AT) Atchison County Community 377 Atchison Public Schools 409	CLAY (CY) Clay Center 379	ELK (EK) Elk Valley 283 West Elk 282	HAMILTON (HM) Syracuse 494
BARBER (BA) Barber County North 254 South Barber 255	CLOUD (CD) Concordia 333 Southern Cloud 334	ELLIS (EL) Ellis 388 Hays 489 Victoria 432	HARPER (HP) Anthony-Harper 361 Attica 511
BARTON (BT) Clafin 354 Ellinwood Public Schools 355 Great Bend 428 Hoisington 431	COFFEY (CF) Burlington 244 Lebo-Waverly 243 LeRoy-Gridley 245	ELLSWORTH (EW) Ellsworth 327 Lorraine 328	HARVEY (HV) Burrton 369 Halstead 440 Hesston 460 Newton 373 Sedgwick Public Schools 439
BOURBON (BB) Fort Scott 234 Uniontown 235	COMANCHE (CM) Comanche County 300	FINNEY (FI) Garden City 457 Holcomb 363	HASKELL (HS) Satanta 507 Sublette 374
BROWN (BR) South Brown County 430 Hiawatha 415	COWLEY (CL) Arkansas City 470 Central 462 Dexter 471 Udall 463 Winfield 465	FORD (FO) Bucklin 459 Dodge City 443 Spearville 381	HODGEMAN (HG) Hanston 228 Jetmore 227
BUTLER (BU) Andover 385 Augusta 402 Circle 375 Douglass Public Schools 396 El Dorado 490 Flinthills 492 Bluestem 205 Remington-Whitewater 206 Rose Hill Public Schools 394	CRAWFORD (CR) Cherokee 247 Frontenac Public Schools 249 Girard 248 Northeast 246 Pittsburg 250	FRANKLIN (FR) Central Heights 288 Ottawa 290 Wellsville 289 West Franklin 287	JACKSON (JA) Holton 336 Royal Valley 337 North Jackson 335
CHASE (CS) Chase County 284	DECATUR (DC) Oberlin 294	GEARY (GE) Geary County Schools 475	JEFFERSON (JF) Jefferson County North 339 Jefferson West 340 McLouth 342 Oskaloosa Public Schools 341 Perry Public Schools 343 Valley Falls 338
CHAUTAUQUA (CQ) Cedar Vale 285 Chautauqua Co. Community 286	DICKINSON (DK) Abilene 435 Chapman 473 Herington 487 Rural Vista 481 Solomon 393	GOVE (GO) Wheatland 292 Grinnell Public Schools 291 Quinter Public Schools 293	JEWELL (JW) Jewell 279 Rock Hills 107
CHEROKEE (CK) Baxter Springs 508 Columbus 493 Galena 499 Riverton 404	DONIPHAN (DP) Elwood 486 Highland 425 Midway Schools 433 Troy Public Schools 429 Wathena 406	GRAHAM (GH) Hill City 281	JOHNSON (JO) Blue Valley 229 De Soto 232 Gardner-Edgerton 231 Olathe 233 Shawnee Mission Public Schools 512 Spring Hill 230
		GRANT (GT) Ulysses 214	
		GRAY (GY) Cimarron-Ensign 102 Copeland 476 Ingalls 477 Montezuma 371	

COUNTY (COUNTY ABBREVIATION) DISTRICT NAME AND NUMBER	COUNTY (COUNTY ABBREVIATION) DISTRICT NAME AND NUMBER	COUNTY (COUNTY ABBREVIATION) DISTRICT NAME AND NUMBER	COUNTY (COUNTY ABBREVIATION) DISTRICT NAME AND NUMBER
KEARNY (KE) Deerfield 216 Lakin 215	MIAMI (MI) Louisburg 416 Osawatomie 367 Paola 368	RAWLINS (RA) Rawlins County 105	SHERIDAN (SD) Hoxie Community Schools 412
KINGMAN (KM) Cunningham 332 Kingman-Norwich 331	MITCHELL (MC) Beloit 273 Waconda 272	RENO (RN) Buhler 313 Fairfield 310 Haven Public Schools 312 Hutchinson Public Schools 308 Nickerson 309 Pretty Prairie 311	SHERMAN (SH) Goodland 352
KIOWA (KW) Greensburg 422 Haviland 474 Mullinville 424	MONTGOMERY (MG) Caney Valley 436 Cherryvale 447 Coffeyville 445 Independence 446	REPUBLIC (RP) Republic County 109 Pike Valley 426	SMITH (SM) Smith Center 237
LABETTE (LB) Chetopa 505 Labette County 506 Oswego 504 Parsons 503	MORRIS (MR) Morris County 417	RICE (RC) Chase-Raymond 401 Little River 444 Lyons 405 Sterling 376	STAFFORD (SF) Macksville 351 St. John-Hudson 350 Stafford 349
LANE (LE) Dighton 482 Healy Public Schools 468	MORTON (MT) Elkhart 218 Rolla 217	RILEY (RL) Blue Valley 384 Manhattan-Ogden 383 Riley County 378	STANTON (ST) Stanton County 452
LEAVENWORTH (LV) Basehor-Linwood 458 Easton 449 Fort Leavenworth 207 Lansing 469 Leavenworth 453 Tonganoxie 464	NEMAHA (NM) B & B 451 Nemaha Valley 442 Sabetha 441	ROOKS (RO) Palco 269 Plainville 270 Stockton 271	STEVENS (SV) Hugoton Public Schools 210 Moscow Public Schools 209
LINCOLN (LC) Lincoln 298 Sylvan Grove 299	NEOSHO (NO) Chanute Public Schools 413 Erie-St. Paul 101	RUSH (RH) LaCrosse 395 Otis-Bison 403	SUMNER (SU) Argonia Public Schools 359 Belle Plaine 357 Caldwell 360 Conway Springs 356 Oxford 358 South Haven 509 Wellington 353
LINN (LN) Jayhawk 346 Pleasanton 344 Prairie View 362	NESS (NS) Western Plains 106 Ness City 303	RUSSELL (RS) Paradise 399 Russell County 407	THOMAS (TH) Brewster 314 Colby Public Schools 315 Golden Plains 316
LOGAN (LG) Oakley 274 Triplains 275	NORTON (NT) Northern Valley Schools 212 Norton Community Schools 211 West Solomon Valley Schools 213	SALINE (SA) Eil-Saline 307 Salina 305 Southeast of Saline 306	TREGO (TR) WaKeeney 208
LYON (LY) Emporia 253 North Lyon County 251 Southern Lyon County 252	OSAGE (OS) Burlingame Public Schools 454 Lyndon 421 Marais Des Cygnes Valley 456 Osage City 420 Santa Fe Trail 434	SCOTT (SC) Scott County 466	WABAUNSEE (WB) Mill Creek Valley 329 Mission Valley 330
MARION (MN) Centre 397 Goessel 411 Durham-Hillsboro-Lehigh 410 Marion 408 Peabody-Burns 398	OSBORNE (OB) Osborne County 392	SEDGWICK (SG) Cheney 268 Clearwater 264 Derby 260 Goddard 265 Haysville 261 Maize 266 Mulvane 263 Renwick 267 Valley Center Public Schools 262 Wichita 259	WALLACE (WA) Wallace County Schools 241 Weskan 242
MARSHALL (MS) Axtell 488 Marysville 364 Valley Heights 498 Vermillion 380	OTTAWA (OT) North Ottawa County 239 Twin Valley 240	SEWARD (SW) Kismet-Plains 483 Liberal 480	WASHINGTON (WS) Barnes 223 Clifton-Clyde 224 Washington County Schools 108
McPHERSON (MP) Canton-Galva 419 Inman 448 Smokey Valley 400 McPherson 418 Moundridge 423	PAWNEE (PN) Ft. Larned 495 Pawnee Heights 496	SHAWNEE (SN) Auburn-Washburn 437 Seaman 345 Shawnee Heights 450 Silver Lake 372 Topeka Public Schools 501	WICHITA (WH) Leoti 467
MEADE (ME) Fowler 225 Meade 226	PHILLIPS (PL) Thunder Ridge Schools 110 Logan 326 Phillipsburg 325		WILSON (WL) Altoona-Midway 387 Fredonia 484 Neodesha 461
	POTTAWATOMIE (PT) Kaw Valley 321 Onaga-Havensville-Wheaton 322 Wamego 320 Rock Creek 323		WOODSON (WO) Woodson 366
	PRATT (PR) Pratt 382 Skyline Schools 438		WYANDOTTE (WY) Bonner Springs 204 Kansas City 500 Piper-Kansas City 203 Turner-Kansas City 202

2009 INTANGIBLES TAX RATES

The following list shows the 2009 Intangibles Tax Rates as provided by the county clerks. The list shows the rate of tax imposed by the counties as well as any city/township rate. If your city/township is not listed, you may still be required to file a return to determine the county portion of the intangibles tax. The Intangibles Tax Return (Form 200) must be filed with the Kansas Department of Revenue on or before April 15, 2009. The county clerk will compute your intangibles tax liability and the county treasurer will bill you at a later date.

IMPORTANT NOTE: This list contains only those rates of which the Department of Revenue has been notified as of July 15, 2008. If you believe the tax rate for your area is different, please contact your county clerk.

The following counties (and cities and townships therein) have imposed no intangibles tax:

ALLEN COUNTY	ELLIS COUNTY	KIOWA COUNTY	SEDGWICK COUNTY
ANDERSON COUNTY	FINNEY COUNTY	LEAVENWORTH COUNTY	SEWARD COUNTY
BARTON COUNTY	FRANKLIN COUNTY	LINN COUNTY	SHAWNEE COUNTY
BOURBON COUNTY	GEARY COUNTY	LYON COUNTY	SHERIDAN COUNTY
BUTLER COUNTY	GRANT COUNTY	MIAMI COUNTY	SHERMAN COUNTY
CHAUTAUQUA COUNTY	GREENWOOD COUNTY	MONTGOMERY COUNTY	STANTON COUNTY
CHEROKEE COUNTY	HAMILTON COUNTY	MORRIS COUNTY	STEVENS COUNTY
COFFEY COUNTY	HASKELL COUNTY	MORTON COUNTY	TREGO COUNTY
COMANCHE COUNTY	HODGEMAN COUNTY	OTTAWA COUNTY	WICHITA COUNTY
CRAWFORD COUNTY	JACKSON COUNTY	POTTAWATOMIE COUNTY	WILSON COUNTY
DOUGLAS COUNTY	JEFFERSON COUNTY	ROOKS COUNTY	WOODSON COUNTY
EDWARDS COUNTY	JOHNSON COUNTY	SALINE COUNTY	WYANDOTTE COUNTY
ELK COUNTY	KINGMAN COUNTY	SCOTT COUNTY	

ATCHISON COUNTY

Atchison County Intangibles—0%

<u>Cities</u>	<u>Rate</u>
Huron	2.25
Muscotah	2.25
<u>Townships</u>	<u>Rate</u>
Grasshopper Twp	2.25
Kapioma Twp	2.25
Lancaster Twp	2.25
Walnut Twp	2.25

BARBER COUNTY

Barber County Intangibles—0%

<u>Townships</u>	<u>Rate</u>
Lake City Twp	2.25
McAdoo Twp	2.25
Moore Twp	2.25
Nippawalla Twp	2.25
Sharon Twp	2.25

BROWN COUNTY

Brown County Intangibles—0%

<u>Townships</u>	<u>Rate</u>
Hamlin Twp	2.25
Hiawatha Twp	2.25
Irving Twp	2.25
Morrill Twp	2.25
Robinson Twp	2.25
Walnut Twp	2.25
Washington Twp	2.25

CHASE COUNTY

Chase County Intangibles—.75%

<u>Townships</u>	<u>Rate</u>
Homestead Twp	2.25

CHEYENNE COUNTY

Cheyenne County Intangibles—.75%

<u>Cities</u>	<u>Rate</u>
Bird City	2.25
<u>Townships</u>	<u>Rate</u>
Benkelman Twp	2.25
Bird City Twp	2.25

Calhoun Twp	2.25
Wano Twp	2.25

CLARK COUNTY

Clark County Intangibles—.75%

<u>Cities</u>	<u>Rate</u>
Englewood	2.25
Minneola	2.25
<u>Townships</u>	<u>Rate</u>
Appleton Twp	2.25
Englewood Twp	2.25
Lexington Twp	2.25

CLAY COUNTY

Clay County Intangibles—.75%

<u>Cities</u>	<u>Rate</u>
Green	2.25
Longford	2.25

CLOUD COUNTY

Cloud County Intangibles—.75%

<u>Cities</u>	<u>Rate</u>
Aurora	2.25
Clyde	2.25
Jamestown	2.25
<u>Townships</u>	<u>Rate</u>
Arion Twp50
Aurora Twp	2.25
Colfax Twp	2.25
Elk Twp50
Grant Twp	1.00

COWLEY COUNTY

Cowley County Intangibles—.75%

<u>Cities</u>	<u>Rate</u>
Cambridge	2.25
<u>Townships</u>	<u>Rate</u>
Bolton Twp	2.25
Creswell Twp	2.25
Fairview Twp	2.25
Liberty Twp	2.25
Maple Twp	2.25
Ninnescah Twp	2.25
Omnia Twp	2.25
Rock Creek Twp	2.25

Salem Twp	2.25
Silverdale Twp	2.25
Vernon Twp	2.25
Walnut Twp	2.25

DECATUR COUNTY

Decatur County Intangibles—0%

<u>Cities</u>	<u>Rate</u>
Clayton	2.25
Norcatour	2.25
<u>Townships</u>	<u>Rate</u>
Allison Twp	2.25
Cook Twp	2.25
Finley Twp	2.25
Grant Twp	2.25
Harlan Twp	2.25
Liberty Twp	2.25
Lincoln Twp	2.25
Logan Twp	2.25
Lyon Twp	2.25
Olive Twp	2.25
Roosevelt Twp	2.25
Summit Twp	2.25

DICKINSON COUNTY

Dickinson County Intangibles—.75%

<u>Townships</u>	<u>Rate</u>
Banner Twp	2.25
Center Twp	2.25
Hope Twp	2.25
Jefferson Twp	2.25
Noble Twp	2.25
Sherman Twp	2.25
Union Twp	2.25
Willowdale Twp	2.25

DONIPHAN COUNTY

Doniphan County Intangibles—.75%

<u>Cities</u>	<u>Rate</u>
Denton	2.25
Elwood	2.25
Highland	2.25
Severance	2.25
Troy	2.25
Wathena	2.25
White Cloud	2.25

<u>Townships</u>	<u>Rate</u>
Burr Oak Twp	2.25
Iowa Twp	2.25

ELLSWORTH COUNTY

Ellsworth County Intangibles—.75%

<u>Townships</u>	<u>Rate</u>
Ash Creek Twp	2.25
Black Wolf Twp	2.25
Columbia Twp	2.25
Garfield Twp	2.25
Mulberry Twp	2.25
Thomas Twp	2.25
Trivoli Twp	2.25

FORD COUNTY

Ford County Intangibles—0%

<u>Townships</u>	<u>Rate</u>
Bloom Twp	2.25
Bucklin Twp	2.25
Concord Twp	2.25
Ford Twp	2.25
Richland Twp	2.25
Sodville Twp	2.25
Spearville Twp	2.25
Wheatland Twp	2.25

GOVE COUNTY

Gove County Intangibles—.75%

<u>Cities</u>	<u>Rate</u>
Gove	2.25
Grainfield	2.25
Grinnell	2.25
Park75
Quinter	2.25
<u>Townships</u>	<u>Rate</u>
Baker Twp	2.25
Gove Twp	2.25
Grainfield Twp	2.25
Grinnell Twp	2.25

GRAHAM COUNTY

Graham County Intangibles—.75%

<u>Townships</u>	<u>Rate</u>
Allodium Twp	2.25
Bryant Twp	2.25

Gettysburg Twp	2.25
Graham Twp	2.25
Happy Twp	2.25
Indiana Twp	2.25
Millbrook Twp	2.25
Nicodemus Twp	2.25
Pioneer Twp	2.25
Solomon Twp	2.25

GRAY COUNTY

Gray County Intangibles—0%

<i>Cities</i>	<i>Rate</i>
Copeland	2.25
Ensign	2.25
Ingalls	2.25
<i>Townships</i>	<i>Rate</i>
Copeland Twp	2.25
East Hess Twp	2.25
Footo Twp	2.25
Montezuma Twp	2.25

GREELEY COUNTY

Greeley County Intangibles—0%

<i>Cities</i>	<i>Rate</i>
Tribune	2.25

HARPER COUNTY

Harper County Intangibles—0%

<i>Cities</i>	<i>Rate</i>
Bluff City	2.25
Waldron	2.25
<i>Townships</i>	<i>Rate</i>
Township #2	2.25
Township #3	2.25
Township #4	2.25

HARVEY COUNTY

Harvey County Intangibles—0%

<i>Cities</i>	<i>Rate</i>
North Newton	2.00
<i>Townships</i>	<i>Rate</i>
Alta Twp	2.25
Emma Twp	2.25
Garden Twp	2.25
Highland Twp	2.25
Lake Twp	2.25
Sedgwick Twp	2.25

JEWELL COUNTY

Jewell County Intangibles—.75%

<i>Cities</i>	<i>Rate</i>
Burr Oak	2.25
Esbon	2.25
Jewell	2.25
Mankato	2.25
<i>Townships</i>	<i>Rate</i>
Athens Twp50
Burr Oak Twp	2.25
Esbon Twp	2.25
Grant Twp	2.25
Harrison Twp	1.00
Highland Twp	1.00
Holmwood Twp25
Ionia Twp25
Jackson Twp25
Limestone Twp	2.25
Odessa Twp	1.00
Vicksburg Twp	2.25
Walnut Twp	2.25
Whitemound Twp	2.25

KEARNY COUNTY

Kearny County Intangibles—0%

<i>Cities</i>	<i>Rate</i>
Deerfield	2.25

LABETTE COUNTY

Labette County Intangibles—0%

<i>Cities</i>	<i>Rate</i>
Mound Valley	2.25

LANE COUNTY

Lane County Intangibles—.75%

<i>Townships</i>	<i>Rate</i>
Dighton Twp	2.25
White Rock Twp	2.25

LINCOLN COUNTY

Lincoln County Intangibles—.75%

<i>Cities</i>	<i>Rate</i>
Lincoln	2.25
<i>Townships</i>	<i>Rate</i>
Franklin Twp	2.25
Pleasant Twp	2.25
Salt Creek Twp	2.25
Scott Twp	1.00

LOGAN COUNTY

Logan County Intangibles—.75%

<i>Cities</i>	<i>Rate</i>
Russell Springs	2.25
Winona	2.25
<i>Townships</i>	<i>Rate</i>
Elkader Twp	2.25
Lees Twp	2.25
Logansport Twp	2.25
Oakley Twp	2.25
Russell Springs Twp	2.25
Western Twp	2.25

MARION COUNTY

Marion County Intangibles—.75%

<i>Cities</i>	<i>Rate</i>
Goessel	2.25
Peabody	1.125
<i>Townships</i>	<i>Rate</i>
Fairplay Twp	1.125
Menno Twp	2.25
Peabody Twp	2.25
West Branch Twp	2.25

MARSHALL COUNTY

Marshall County Intangibles—.75%

<i>Cities</i>	<i>Rate</i>
Axtell	2.25
Blue Rapids	2.25
Marysville	2.25
Oketo	2.25
Summerfield	2.25
Vermillion	2.25
Waterville	2.25
<i>Townships</i>	<i>Rate</i>
Balderson Twp	2.25
Bigelow Twp	2.25
Blue Rapids City Twp	1.25
Center Twp	2.25
Clear Fork Twp	2.25
Cleveland Twp	2.25
Cottage Hill Twp	2.25
Elm Creek Twp	2.25
Franklin Twp	2.25
Guittard Twp	2.25
Herkimer Twp	2.25
Logan Twp	2.25
Marysville Twp	2.25
Murray Twp	2.25
Noble Twp	2.25
Oketo Twp	2.25
Richland Twp	2.25
Rock Twp	2.25
St. Bridget Twp	2.25
Walnut Twp	2.25
Waterville Twp	2.25

McPHERSON COUNTY

McPherson County Intangibles—.75%

<i>Townships</i>	<i>Rate</i>
Bonaville Twp	2.25
Delmore Twp	2.25
Empire Twp	1.00
Groveland Twp	2.25
Gypsum Creek Twp	2.25
Harper Twp	2.25
Jackson Twp	2.25
King City Twp	2.25
Little Valley Twp	2.25
Lone Tree Twp	2.25
Marquette Twp	2.25
McPherson Twp	2.25
Meridian Twp	2.25
Mound Twp	2.25
New Gottland Twp	2.25
Smoky Hill Twp	2.25
South Sharps Creek Twp	2.25
Spring Valley Twp	2.25
Superior Twp	2.25
Turkey Creek Twp	2.25
Union Twp	2.25

MEADE COUNTY

Meade County Intangibles—.75%

<i>Townships</i>	<i>Rate</i>
Crooked Creek Twp	2.25
Logan Twp	2.25
Odee Twp	2.25
Sand Creek Twp	2.25

MITCHELL COUNTY

Mitchell County Intangibles—.75%

<i>Cities</i>	<i>Rate</i>
Beloit	2.25
Glen Elder	2.25
Hunter	2.25
Tipton	2.25
<i>Townships</i>	<i>Rate</i>
Asherville Twp	2.25
Beloit Twp	2.25
Bloomfield Twp	2.25
Blue Hill Twp	2.25
Carr Creek Twp	2.25
Center Twp	2.25
Custer Twp	2.25
Eureka Twp	2.25
Glen Elder Twp	2.25
Hayes Twp	2.25
Logan Twp	2.25
Lulu Twp	2.25
Pittsburg Twp	2.25
Plum Creek Twp	2.25
Round Springs Twp	2.25
Salt Creek Twp	2.25
Solomon Rapids Twp	2.25
Turkey Creek Twp	2.25
Walnut Creek Twp	2.25

NEMAHA COUNTY

Nemaha County Intangibles—0%

<i>Cities</i>	<i>Rate</i>
Bern	2.25
<i>Townships</i>	<i>Rate</i>
Adams Twp	2.25
Berwick Twp	2.25
Capioma Twp	2.25
Center Twp	2.25
Gilman Twp	2.25
Granada Twp	2.25
Harrison Twp	2.25
Mitchell Twp	2.25
Nemaha Twp	2.25
Red Vermillion Twp	2.25
Reilly Twp	2.25

Richmond Twp	2.25
Rock Creek Twp	2.25
Washington Twp	2.25

NEOSHO COUNTY

Neosho County Intangibles—0%

<i>Townships</i>	<i>Rate</i>
Canville Twp	2.25
Erie Twp	2.25
Lincoln Twp	2.25
Walnut Grove Twp	2.25

NESS COUNTY

Ness County Intangibles—.75%

<i>Cities</i>	<i>Rate</i>
Bazine	2.25
Brownell	2.25
Ness City	2.25
Ransom	2.25
Utica	2.25
<i>Townships</i>	<i>Rate</i>
Bazine Twp	2.25
Center Twp	2.25
Eden Twp	2.25
Forrester Twp	2.25
Franklin Twp	2.25
Highpoint Twp	2.25
Johnson Twp	2.25
Nevada Twp	2.25
Ohio Twp	2.25
Waring Twp	2.25

NORTON COUNTY

Norton County Intangibles—.75%

<i>Cities</i>	<i>Rate</i>
Lenora25
<i>Townships</i>	<i>Rate</i>
Highland Twp25

OSAGE COUNTY

Osage County Intangibles—0%

<i>Townships</i>	<i>Rate</i>
Agency Twp	2.25
Lincoln Twp	2.25
Scranton Twp	2.25

OSBORNE COUNTY

Osborne County Intangibles—.75%

<i>Cities</i>	<i>Rate</i>
Alton	2.25
Downs	2.25
Natoma	2.25
Portis	2.25
<i>Townships</i>	<i>Rate</i>
Bethany Twp	2.25
Bloom Twp	2.25
Corinth Twp	2.25
Covert Twp	2.25
Delhi Twp	2.25
Grant Twp	2.25
Hancock Twp	2.25
Hawkeye Twp	2.25
Independence Twp	2.25
Jackson Twp	2.25
Kill Creek Twp	2.25
Lawrence Twp	2.25
Liberty Twp	2.25
Mt. Ayr Twp	2.25
Natoma Twp	2.25
Penn Twp	2.25
Ross Twp	2.25
Round Mound Twp	2.25
Summer Twp	2.25
Tilden Twp	2.25
Valley Twp	2.25
Victor Twp	2.25
Winfield Twp	2.25

PAWNEE COUNTY

Pawnee County Intangibles—0%

<i>Townships</i>	<i>Rate</i>
Conkling Twp	2.25

Grant Twp	1.25
Keysville Twp	2.25
Logan Twp	2.25
Sawmill Twp	2.25
Walnut Twp	2.25

PHILLIPS COUNTY

Phillips County Intangibles—.75%

<u>Cities</u>	<u>Rate</u>
Agra	2.25
Glade	2.25
Kirwin	2.25
Logan	2.25
Phillipsburg	2.25
Prairie View	2.25

<u>Townships</u>	<u>Rate</u>
Arcade Twp	2.25
Crystal Twp	2.25
Freedom Twp	2.25
Kirwin Twp25
Mound Twp875
Plainview Twp	2.25
Plum Twp	1.125
Prairie View Twp	2.25
Sumner Twp	2.25

PRATT COUNTY

Pratt County Intangibles—0%

<u>Townships</u>	<u>Rate</u>
Banner Twp	2.25
Center Twp	2.00
Elm Twp	2.25
Gove Twp	2.25
McClellan Twp	2.25
McPherson Twp	2.00
Ninnescah Twp	2.25
Paxon Twp	2.25
Richland Twp	2.25
Saratoga Twp	2.00
South Valley Twp	2.00

RAWLINS COUNTY

Rawlins County Intangibles—.75%

<u>Cities</u>	<u>Rate</u>
Atwood	2.25
Herndon	2.25
McDonald	2.25
<u>Townships</u>	<u>Rate</u>
Achilles Twp	2.25
Center Twp	1.00
Driftwood Twp	2.25
Hertl Twp	2.25
Ludell Twp	2.00
Rocewood Twp	1.00
Union Twp	2.25

RENO COUNTY

Reno County Intangibles—.75%

<u>Cities</u>	<u>Rate</u>
Partridge	2.25
Plevna	2.25
Pretty Prairie	2.25
Sylvia	2.25
Willowbrook	2.25
<u>Townships</u>	<u>Rate</u>
Albion Twp	2.25

Arlington Twp	2.25
Bell Twp	2.25
Castleton Twp	2.25
Enterprise Twp	2.25
Hayes Twp	2.25
Little River Twp	2.25
Medford Twp	2.25
Miami Twp	2.25
Ninnescah Twp	2.25
Plevna Twp	2.25
Reno Twp	2.25
Roscoe Twp	2.25
Troy Twp	2.25
Walnut Twp	2.25

REPUBLIC COUNTY

Republic County Intangibles—.75%

<u>Cities</u>	<u>Rate</u>
Agenda	2.25
Cuba	2.25
Munden	2.25
Narka	2.25
Scandia	2.25
<u>Townships</u>	<u>Rate</u>
Liberty Twp	1.00

RICE COUNTY

Rice County Intangibles—0%

<u>Townships</u>	<u>Rate</u>
Bell Twp	2.25
Center Twp	2.25
Eureka Twp	2.25
Lincoln Twp	2.25
Mitchell Twp	2.25
Rockville Twp	2.25
Sterling Twp	2.25
Union Twp	2.25
Valley Twp	2.25

RILEY COUNTY

Riley County Intangibles—.75%

<u>Cities</u>	<u>Rate</u>
Leonardville	2.25
Riley	2.25
<u>Townships</u>	<u>Rate</u>
Ashland Twp	2.25
Bala Twp	2.25
Center Twp	2.25
Fancy Creek Twp	2.25
Madison Twp	1.00
May Day Twp	2.25
Ogden Twp	2.25
Swede Creek Twp	2.25
Wildcat Twp	2.25

RUSH COUNTY

Rush County Intangibles—0%

<u>Cities</u>	<u>Rate</u>
Alexander	2.25
La Crosse	2.25
Rush Center	2.25
<u>Townships</u>	<u>Rate</u>
Alexander-Belle Prairie Twp	2.25
Big Timber Twp	2.25

Center Twp	2.25
La Crosse-Brookdale Twp	2.25

RUSSELL COUNTY

Russell County Intangibles—0%

<u>Cities</u>	<u>Rate</u>
Lucas	2.25
Luray	2.25
Waldo	2.25
<u>Townships</u>	<u>Rate</u>
Big Creek Twp	2.00
Fairfield Twp	2.25
Fairview Twp	2.25
Lincoln Twp	2.25
Luray Twp	2.25
Waldo Twp	2.25
Winterset Twp	2.25

SMITH COUNTY

Smith County Intangibles—.75%

<u>Cities</u>	<u>Rate</u>
Athol	2.25
Cedar	2.25
Gaylord	2.25
Kensington	2.25
Lebanon	2.25
Smith Center	2.25
<u>Townships</u>	<u>Rate</u>
Banner Twp	2.25
Beaver Twp	2.25
Blaine Twp	2.25
Cedar Twp	2.25
Center Twp	2.25
Cora Twp	2.25
Crystal Plains Twp	2.25
Dor Twp50
Garfield Twp	2.25
German Twp	2.25
Harlan Twp	2.25
Houston Twp	2.25
Lane Twp	2.25
Lincoln Twp	2.25
Logan Twp	2.25
Martin Twp	2.25
Oak Twp	2.25
Pawnee Twp	2.25
Pleasant Twp	2.25
Swan Twp	2.25
Valley Twp	2.25
Webster Twp	2.25
White Rock Twp	1.00

STAFFORD COUNTY

Stafford County Intangibles—0%

<u>Cities</u>	<u>Rate</u>
Hudson	2.25
Stafford	2.25
<u>Townships</u>	<u>Rate</u>
Albano Twp	2.25
East Cooper Twp	2.25
Fairview Twp	2.25
Ohio Twp	2.25
Richland Twp	2.25
Stafford Twp	2.25
Union Twp	2.25
West Cooper Twp	2.25

SUMNER COUNTY

Sumner County Intangibles—0%

<u>Townships</u>	<u>Rate</u>
Avon Twp	2.25
Belle Plaine Twp	2.25
Bluff Twp	2.25
Caldwell Twp	2.25
Chikaskia Twp	2.25
Downs Twp	2.25
Falls Twp	2.25
Greene Twp	2.25
Guelph Twp	2.25
Harmon Twp	2.25
Jackson Twp	2.25
London Twp	2.25
Morris Twp	2.25
Oxford Twp	2.25
Ryan Twp	2.25
South Haven Twp	2.25

THOMAS COUNTY

Thomas County Intangibles—0%

<u>Cities</u>	<u>Rate</u>
Gem	2.25

WABAUNSEE COUNTY

Wabaunsee County Intangibles—0%

<u>Townships</u>	<u>Rate</u>
Farmer Twp50
Maple Hill Twp	2.25

WALLACE COUNTY

Wallace County Intangibles—.75%

<u>Townships</u>	<u>Rate</u>
Weskan Twp	2.25

WASHINGTON COUNTY

Washington County Intangibles—.75%

<u>Cities</u>	<u>Rate</u>
Haddam	2.25
Hanover	2.25
Linn	2.25
Palmer	2.25
Washington	2.25
<u>Townships</u>	<u>Rate</u>
Brantford Twp	2.25
Charleston Twp	2.25
Coleman Twp	2.25
Farmington Twp	2.25
Grant Twp	2.25
Greenleaf Twp	2.25
Haddam Twp	2.25
Hanover Twp	2.25
Highland Twp	2.25
Independence Twp	2.25
Kimeo Twp	2.25
Lincoln Twp	2.25
Linn Twp	2.25
Little Blue Twp	2.25
Logan Twp	2.25
Mill Creek Twp	2.25
Sheridan Twp	2.25
Sherman Twp	2.25
Strawberry Twp	2.25
Union Twp	2.25

Compensating Use Tax Liability

What is Compensating Use Tax?

Since 1937 Kansas has imposed a compensating use tax on goods and merchandise purchased from outside Kansas and used, stored or consumed in Kansas. Its purpose is to protect Kansas retailers from unfair competition from out-of-state retailers who sell goods tax-free by applying a tax on these items equal to the Kansas sales tax rate. It also helps to assure fairness to Kansans who purchase the same items in Kansas and pay Kansas sales tax on them.


Individuals and businesses buying items from retailers in other states may be subject to Kansas use tax on those purchases. The use tax applies to the total cost of the merchandise, including postage, shipping, handling or transportation charges. The use tax rate is the same as the combined state and local sales tax rate in effect where the buyer takes delivery in Kansas. For individuals, this is usually our home. For businesses, it will be the office, shop, job site, etc. where the item(s) are used.

Do You Owe Use Tax?

Individual Kansans that buy goods in other states or through catalogs, internet, mail-order companies, or from TV, magazine and newspaper ads must pay Kansas use tax on these purchases if the seller does not charge a Kansas tax equal to the Kansas Retailers' Sales Tax rate in effect where the item(s) will be used, stored or consumed.



A Topeka, KS resident orders a computer from a company in New York over its web site. Total cost for the computer is \$2,000 plus \$10 shipping. The Topeka resident will owe 7.45% (current Topeka sales tax rate) Kansas use tax on the total cost of \$2,010. $\$2,010 \times .0745 = \149.75 .



You call a toll-free number and place an order for gifts and food items. The items are shipped to your Kansas address and no tax is charged on the order. You will owe Kansas use tax on the total cost of these items since you would have had to pay Kansas sales tax on them had they been purchased from a Kansas retailer.

Kansas businesses also owe use tax on items on which they are the final consumers – equipment, fixtures, office supplies and other non-inventory items purchased for their business. When these items are purchased from a Kansas retailer, Kansas sales tax is paid to the retailer. When they are purchased from an out-of-state retailer without Kansas tax, the Kansas use tax must be paid directly to the Kansas Department of Revenue, at a

rate equal to the combined state and local sales tax rate where the business takes delivery in Kansas.



A Garden City, KS clothing store orders garment racks from a vendor in St. Louis for \$500 plus \$25 shipping charge. There is no sales tax on the invoice. The Garden City store will owe Kansas Consumers' Compensating Use Tax equal to the Garden City sales tax rate (currently 7.45%) on the total cost of these fixtures. $\$525 \times .0745 = \39.11 .

How to Pay Use Tax

Individuals - Complete line 18, Form K-40

To pay the Kansas use tax on your untaxed out-of-state purchases by mail, internet, etc., during calendar year 2008, please consult the **Line-By-Line Instructions** on page 18. You may either use the chart, or compute the tax due by applying the state and local tax rate in effect for your address to the total purchases subject to the tax.

DON'T KNOW YOUR SALES TAX RATE? Go on-line to www.ksrevenue.org and select the "Kansas Sales and Use Tax Locator" under the "Your Business" section.

If you have any questions about use tax or about your responsibilities for reporting and paying this tax as an individual Kansas consumer, please contact our office at (785) 368-8222.

Businesses - Obtain a Use Tax Reporting Number

Kansas businesses buying equipment, fixtures, tools, supplies and other taxable items for their business must register with the department and file separate use tax returns. There is no use tax reporting on Kansas income tax forms K-41 (Fiduciary Income Tax), K-120 (Corporation Income Tax), K-120S (Partnership or S Corporation Income Tax) or K-130 (Privilege Tax).

To obtain a use tax reporting number, simply complete the Business Tax Application, Form CR-16, available from our web site, office, or forms request line. The department will assign a reporting number and will periodically (quarterly returns for most taxpayers) send you the use tax returns (Form CT-10U) on which to report your taxable purchases and pay the use tax due. If your estimated use tax liability for a calendar year is less than \$80, you will only file one use tax return for the entire calendar year. Paperless filing and payment options are also available through our Online Business Center at www.webtax.org.

More information about use tax for businesses, including a sample completed use tax return, is in our Publication KS-1510, Kansas Sales and Compensating Use Tax, available from our web site or office.

ATTENTION: If correct, peel off and affix to the return
you file. If label is incorrect, do not use.

Taxpayer Assistance

BY PHONE

If you have a question about completing your Kansas Individual Tax return, call (785) 368-8222 to speak to a customer representative.

If you prefer, you may fax information to 785-291-3614.

TTY Users
Telecommunications Device
for the Deaf
785-296-6461



IN PERSON

Assistance in completing your return is available from our Topeka office or from free volunteer tax assistance programs (VITA) by the Internal Revenue Service (IRS), and from the American Association of Retired Persons (AARP). VITA and TCE sites can be found in community centers, libraries, churches, retirement homes, etc. For a site nearest you, call 1-800-829-1040, or visit your local IRS office. For the AARP-Tax Aide site nearest you, visit their web site at www.aarp.org/taxaide/home.html, and enter your city, state and zip code **or** call 1-888-227-7669.

Taxpayer Assistance Center
Docking State Office Building - 1st floor
915 SW Harrison Street
Topeka, KS 66625-2007

The Department of Revenue office hours are 8:00 a.m. to 5:00 p.m., Monday through Friday.

REFUND INFORMATION

You can check the status of your current year refund 24 hours a day/7 days a week from our web site or by phone. You will need to provide the Social Security number(s) shown on your return and the expected amount of your refund. When you have this information, do one of the following:

- Go to www.ksrevenue.org, click on **Your Personal**, then click on **Refund Status Online**.
- Call **1-800-894-0318** for automated refund information and follow the recorded instructions.

NOTE: If you *filed your return electronically*, please allow the Department of Revenue 7 days to process your refund. If you *filed a paper return*, normal processing time is at least 8 weeks.

REQUEST FOR TAX FORMS - 785-296-4937

Tax forms can be found at many city and county clerk offices, banks, libraries, and other places of convenience **or** on our web site at www.ksrevenue.org. To obtain forms by mail, contact the Department of Revenue voice mail system at 785-296-4937. You will be asked to give your name, address, telephone number, and form(s) you desire. Please allow two weeks for delivery of your form(s).